



EXPLORE  
INNOVATIONS  
THAT ARE  
**COMFORT-FORWARD**



MULTI-COLOR XGLOW WITH  
**AMBIENT LIGHT**

**#INeedMyCarrier**

# INNOVATION FORWARD

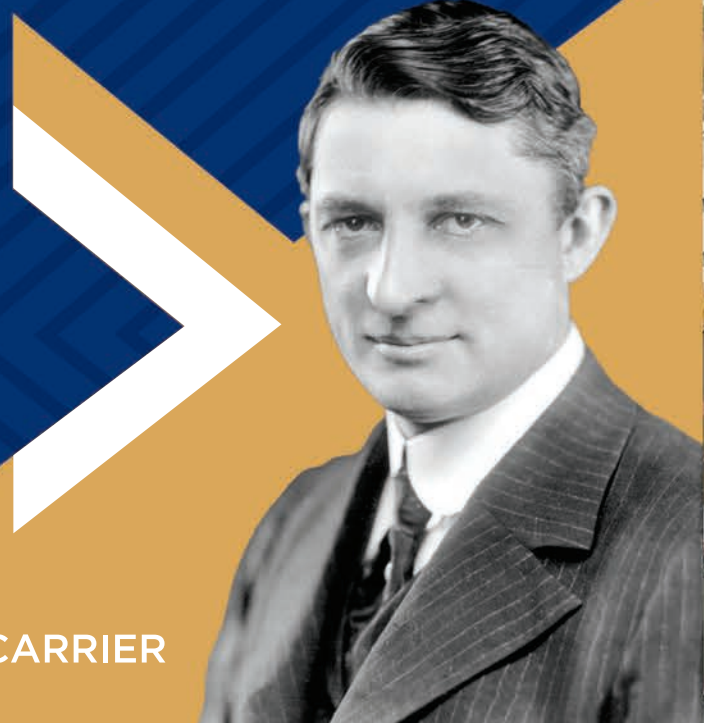
## THE INVENTOR

### **124 Years** of Legacy and Excellence

In 1902, Willis Carrier solved one of the mankind's most elusive challenges by controlling the indoor environment through modern air conditioning. His invention enabled countless industries, promoting global productivity, health, and personal comfort.

For more than a century, our research, expertise, and forethought have resulted in market-leading innovations.

Carrier has been present in India since 1986. It was established to fulfil the growing demand of room air conditioners.



WILLIS CARRIER

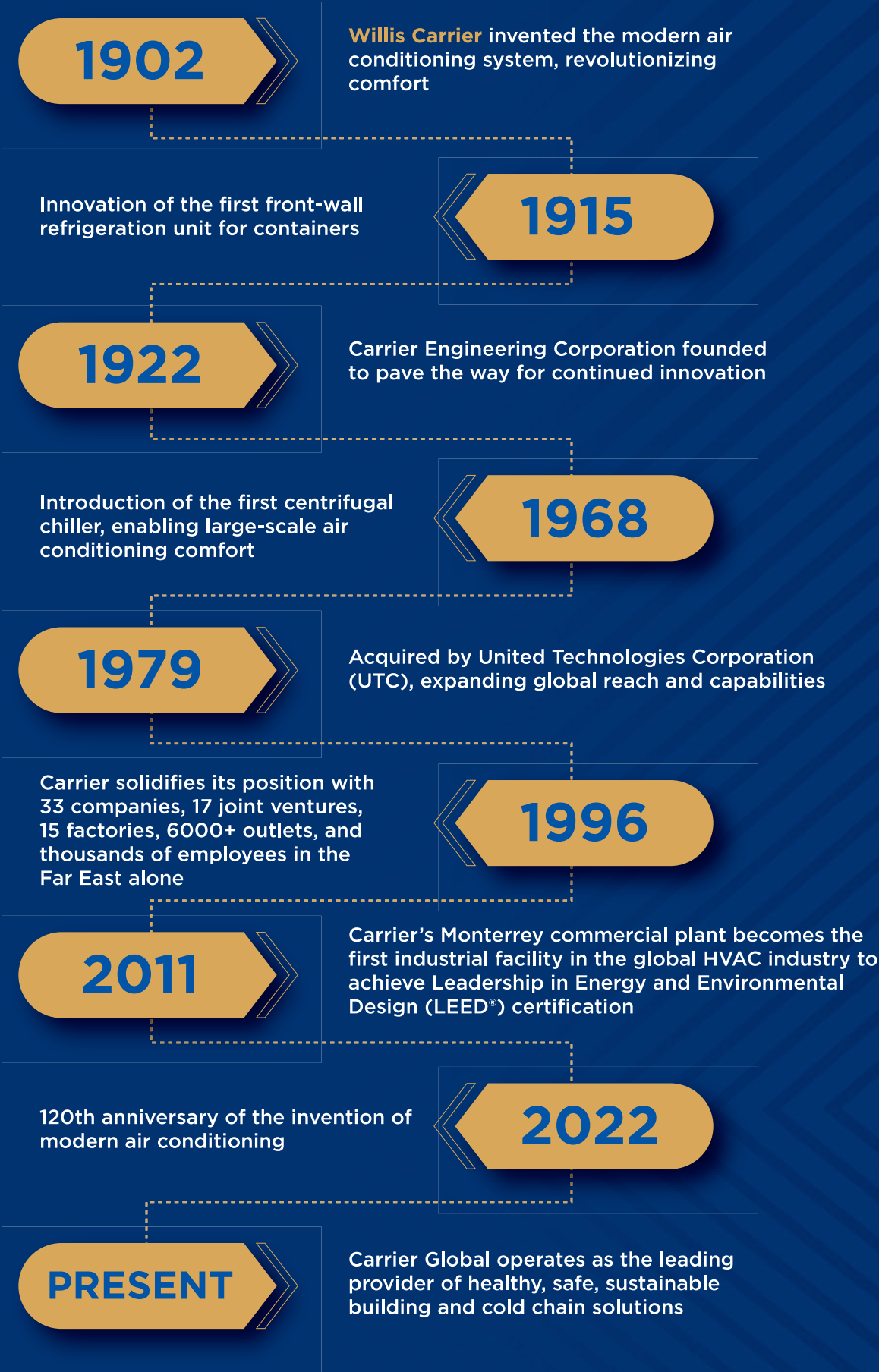
# ABOUT CMI SUPA MANUFACTURING UNIT

Since 2012, Carrier has earned the trust of customers by delivering advanced, reliable product solutions. Our CMI manufacturing facility in Supa, Maharashtra, plays a key role in producing world-class products using state-of-the-art, energy-efficient technologies. All our products are developed in compliance with Quality Control Orders mandated by BIS and ISI to guarantee consistent quality, improved value, and efficiency - thereby offering customers higher reliability. Moreover, we only use R32 refrigerant in our products to support long-term environmental sustainability.

Licence no. CM/L-7500211007



# CARRIER GLOBAL CORPORATION - THE COOL JOURNEY



# INNOVATIONS WITH A TIMELESS EDGE

Carrier INDUS & XCEL LUMO models are proud recipients of the esteemed 'Best in Design' award at the India Design Mark, reflecting our commitment to excellence in innovation. With stylish aesthetics and advanced functionality, Carrier XCEL and XCEL LUMO embody a true innovation-forward spirit.



# TECH FORWARD

## TAP INTO YOUR COMFORT WITH EASE

CARRIER SMART CONNECT 2.0 

Ensure your AC always stays in top shape with the Carrier Smart Connect 2.0 app. With exceptional Wi-Fi, Alexa and Google Home compatibility, enjoy seamless connectivity between your air conditioner and you. The app comes loaded with Geofencing, Energy Management and a host of other smart features. What's more, you can raise service requests via the app to connect with our service team, hassle-free.

### AMBIENT LIGHT AT YOUR FINGERTIPS



**MULTI-COLOR XGLOW**  
Access multiple colors from your smartphone for that perfect LED glow.



**SMART OFFLINE VOICE CONTROL**

"Hello Carrier" is all it takes to control your AC through simple voice commands for hands-free comfort.

\*T&C apply. Smart offline voice control available in selected model.

**CARRIER**  
Wi-Fi 2.0 (A1+)

Scan the below QR code to download the Carrier Wi-Fi app



Android

iOS



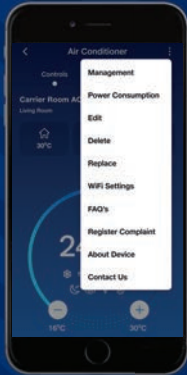
**GEOFENCING**  
200 m - 5 km

\*T&C apply.

# HOW TO REGISTER A COMPLAINT ON THE CARRIER SMART CONNECT APP



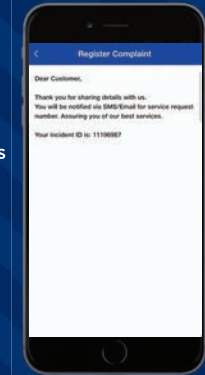
To register your complaint, tap on the top three dots.



Tap on 'Register Complaint'.



Fill in the details and send.



You will get a notification on the status of your service request.



**APP-BASED FEATURES**

-  Over-the-Air Software Upgrade
-  Geofencing
-  AC Self Check
-  JUST ASK alexa
-  works with Google Assistant
-  Comfort Mode
-  Smart Sleep



**OTP Installation Set-up\***



T&C apply, Wi-Fi 2.0 is only applicable for all 2026 Wi-Fi model in GXi series. Subject to change without prior notice.

\*Applicable only to XCEED Series. Unit operates post product registration with installation password. Call Carrier OTP Helpline: 1800 202 7401

Please refer to the complete specification sheet for features applicable to specific models.

# AI-POWERED COMFORT WITH SMART SAVINGS



## X-SENSE AI\*

Carrier's latest AI innovation 'X-Sense' takes effortless comfort to the next level. This technology leverages cloud data, pre-learning and predictive AI to record user habits. Hence, automatically adjusting temperature settings with minimal energy usage. By mastering giga data based on the recorded data in the unit, it effectively balances energy savings and comfort for users.



## PERSONALIZED TEMPERATURE CONTROL

Maintains the desired room temperature accurately and consistently with minimal fluctuations. This feature uses our advanced inverter technology and sensors that reduce wear-and-tear of compressors and monitor room conditions in real time.


25% Extra  
Energy Savings  
with AI Algorithm

Personalized  
Temperature Control  
(Accurate to 0.5°C)

Energy  
Target  
Forewarning

Time  
Forecasting

Real-time Tracking  
of Energy Reports



\*T&C apply.

# FOR LASTING PERFORMANCE

## EXTRA ASSURANCE

This highly durable anti-aging and anti-corrosion technology in Carrier ODU's comes with BLUE FIN COATING which is a big advantage in coastal areas or those areas where the ODU's receive strong radiation of heat, even if not directly exposed to the sunlight.



### **Anti-Corrosion**

Resists 72 hours Neutral Salt Spray Test\*



### **Anti-Aging**

Durable after 240 hours of UVB light



### **Double Protection**

\*T&C apply.



# PERFORMANCE FORWARD

## PERSONALIZED COMFORT AT YOUR TIPS

### 6-in-1 AC INVERTER TECHNOLOGY

Carrier's tech-forward ACs effortlessly adapt to human needs with the 6-in-1 Flexicool Technology. Keep a tap on your energy consumption as you adjust the Flexicool modes to your cooling needs.



\*T&C apply. Data is for 1.5 T 5 star.  
T connotes tonnage category.

# POWERFUL COOLING



COOLS  
EVEN AT **55°C**

Supported with  
**HYBRIDJET 2.0**

The cutting-edge HybridJet 2.0 technology in Carrier AC not only keeps you cool but itself too.

Using air for both PCB and Compressor, Carrier's HybridJet 2.0 technology keeps the outdoor E-box, compressor and PCB controller cool no matter how hot it gets outside.



# UNDERSTANDING ISEER: THE MODERN METRIC OF AC EFFICIENCY

ISEER or Indian Seasonal Energy Efficiency Ratio, a standard set by BEE, determines AC efficiency as per the seasonal and climate changes in India. Inverter ACs are said to provide better efficiency than Fixed Speed ACs as they can easily operate according to the room conditions. It is advisable to always check ISEER number along with star ratings when comparing AC models.



## 2026 NEW BEE ENERGY REQUIREMENT

### Split AC

Validity period:  
(1<sup>st</sup> Jan'26 - 31<sup>st</sup> Dec'27)

5 Star ≥ 5.60

4 Star = 5.0~5.59

3 Star = 4.3~4.99

2 Star = 3.8~4.29

1 Star = 3.5~3.79

### WRAC

Validity period:  
(1<sup>st</sup> Jan'26 - 31<sup>st</sup> Dec'29)

5 Star ≥ 3.7

4 Star = 3.5~3.69

3 Star = 3.30~3.49

2 Star = 3.10~3.29

1 Star = 2.90~3.09



# KNOW YOUR FLEXICOOL

## UNDERSTANDING COOLING CAPACITY AS PER YOUR NEED/WEATHER

6 <sup>th</sup> IN1/ Product Category	12 k - 5 Star	18 k - 5 Star	19 k - 5 Star	24 k - 5 Star
L1	0.5 T	0.6 T	0.8 T	0.9 T
L2	0.7 T	0.85 T	1.0 T	1.25 T
L3	0.8 T	1.0 T	1.25 T	1.5 T
L4	1.0 T	1.35 T	1.4 T	1.7 T
L5	1.1 T	1.4 T	1.55 T	1.8 T
Insta Cool	1.2 T (4080 W)	1.55 T (5400 W)	1.7 T (5760 W)	1.9 T (6580 W)

6 <sup>th</sup> IN1/ Product Category	12 k - 3 Star	18 k - 3 Star	19 k - 3 Star	24 k - 3 Star
L1	0.5 T	0.6 T	0.8 T	0.9 T
L2	0.7 T	0.85 T	1.0 T	1.25 T
L3	0.8 T	1.0 T	1.25 T	1.5 T
L4	1.0 T	1.35 T	1.4 T	1.7 T
L5	1.1 T	1.4 T	1.55 T	1.75 T
Insta Cool	1.2 T (4080 W)	1.55 T (5400 W)	1.7 T (5760 W)	1.9 T (6580 W)



#Insta Cool time limit: No limit

For more details, refer the CMI website: [www.carriermideaindia.com](http://www.carriermideaindia.com)

**FLEXICOOL**  
— INVERTER TECHNOLOGY —

The values and examples presented are indicative and may vary based on individual circumstances. T connotes tonnage category. T&C apply.

# THE BEST OF BOTH SEASONS

## Carrier **HOT & COLD**

From scorching summers and moisture-heavy monsoons to chilly winters, maintain the perfect indoor temperature round-the-year without switching between appliances.

The Hot & Cold technology in Carrier AC also tackles moisture efficiently, keeping the air in your home fresh, dry and healthy no matter how unpredictable the weather gets.

### 6 REASONS TO GO FOR THIS AC

#### 0° ~55°C: Working range

Cooling, heating and humidity controls in one unit

#### Excellent Energy Savings

High ISEER & convertible mode for lower power bills

#### Monsoon-Ready

Manages high humidity effortlessly

#### 6-in-1 AC Inverter Technology

Adaptive cooling to match the demands of your comfort

#### Advanced Health Protection

Anti-virus filtration for safer indoor environment

#### Quick Comfort

Rapid heating and cooling options available as per your need



\*T&C Apply. Applicable on 18 K - 3 star Inverter & 24 K - 3 star inverter models.

# AUTO CLEANER (DEFROST CLEAN)

Keeps the indoor unit clean and effective by automatically using the cooling and defrosting process to remove moisture, dirt and bacteria from the evaporator coil.

1

## CONDENSED WATER

Mid speed wind and cooling mode.



10 min

2

## FROSTING

Rapid cooling ( $T \leq 10^{\circ}\text{C}$ ).




10 min

3

## WASHING

Dust and dirt removal with defrost into the water.




20 min

4

## DRYING

Evaporator drying to stop mold growth.



2 min

Total  
**42\*** min


\*The total cleaning time will vary according to the actual operating environment, and the longest time is 42 minutes.



# PULL-DOWN STRUCTURE

## USER-FRIENDLY SOLUTION


For easy access and maintenance, Carrier ACs come equipped with a pull-down structure which reduces installation errors, helps in quickly spotting wires without fully opening the unit and provides enlarged working space for better working efficiency. Now, enjoy improved visibility while looking after your AC without any hassle.




# HEAVY DUTY

## (100% COOLING CAPACITY @43°C)


Built with powerful compressors, larger evaporator, durable components, and higher cooling capacity, Carrier AC ensures reliable performance, quicker cooling, and greater heat resistance consistently for a longer lifespan.



**Evaporator**  
Efficient heat exchange performance with a bigger evaporator.



**Wind Wheel**  
Powerful cooling enabled by a larger Wind Wheel.



**Rotating Deflector**  
Farther air sweep with a wider swing angle.



Outdoor Unit



Compressor



# INTRODUCING XCEED SERIES



## EXPLORE INNOVATIONS THAT ARE COMFORT-FORWARD

X-SENSE AI

SMART ENERGY DISPLAY

MULTI-COLOR XGLOW WITH AMBIENT LIGHT

Access multiple colors from your smartphone, for that perfect LED glow.

Wi-Fi 2.0 (AI+) SMART CONNECT

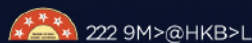
6IN1 FLEXI COOL INVERTER TECHNOLOGY



APP-BASED FEATURES

- Over-the-Air Software Upgrade
- Geofencing
- AC Self Check
- Comfort Mode
- Smart Sleep

Variants: Xceed Lumo (RGBW/WHITE) | Xceed Edge (V PRO)



<sup>T</sup>&C apply. Specifications and features are subject to change without prior notice. Wi-Fi is available for all 2026 Wi-Fi models in GXI series.



— INVERTER AC —

# XCEED Lumo Gxi Wi-Fi (AL RGBW)

★★★★★ / 1.0, 1.5 & 2.0 T



- 4-WAY SWING**
- MULTI-COLOR XGLOW WITH AMBIENT LIGHT**
- X-SENSE AI**
- HEAVY DUTY** (100% rated capacity @ 43°C)
- Wi-Fi 2.0 (AI+) SMART CONNECT**
- PULL DOWN STRUCTURE** (Installer Friendly)



**High Ambient Working**

Supported with



**6in1 - FLEXI COOL**  
6 modes, up to 50% energy saving.



**HYDRO BLUE FIN COATING\***  
Used in both Evaporator and Condenser Coil.



**AUTO CLEANER (DEFROST CLEAN)**  
Disinfects and cleans the indoor unit.



**SMART ENERGY DISPLAY**  
Shows real power consumption.



**INTELLIGENT CRF ALERT**  
Notifies you to clean filters.



**INSTA COOL**  
Instant cooling with a single click.



**High Air Flow CFM - 830\***



**Auto On/Off Timer**



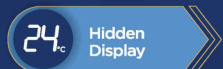
**Auto Restart**



**Stabilizer Range**  
135V-280V @48°C



**Refrigerant Leakage Detector**



**Hidden Display**



**Backlit Remote 2.0**



**Follow Me**

**APP-BASED FEATURES**



CAI2XA5R36W0



CAI19XA5R36W0



CAI24XA5R36W0

## Performance

TONNAGE CATEGORY	1.0 T	1.5 T	2.0 T
Maximum Cooling Capacity Range (Watt)	4080	5760	6580
Rated Capacity - Full/HalfLoad (Watt)	3400/1700	5000/2500	6000/3000
Annual Power Consumption (kWh)	470.04	690.69	821.86
Label Period	1 <sup>st</sup> Jan'26 - 31 <sup>st</sup> Dec'27	1 <sup>st</sup> Jan'26 - 31 <sup>st</sup> Dec'27	1 <sup>st</sup> Jan'26 - 31 <sup>st</sup> Dec'27
ISEER Value (W/W)	5.60	5.60	5.65
Valve Size (inch)	1/2" x 1/4"	1/2" x 1/4"	5/8" x 1/4"

# CEED Lumo Gxi Wi-Fi (AL RGBW)

1.0, 1.5 & 2.0 T



- 4-WAY SWING**
- MULTI-COLOR XGLOW WITH AMBIENT LIGHT**
- X-SENSE AI**
- HEAVY DUTY**  
(100% rated capacity @ 43°C)
- Wi-Fi 2.0 (AI+) SMART CONNECT**
- PULL DOWN STRUCTURE**  
(Installer Friendly)

**High Ambient Working**

Supported with  
**HYBRID JET 2.0**

**6M1 FLEXi COOL**  
6 modes, up to 50% energy saving.

**HYDRO BLUE FIN COATING**  
Used in both Evaporator and Condenser Coll.

**AUTO CLEANER (DEFROST CLEAN)**  
Disinfects and cleans the indoor unit.

**SMART ENERGY DISPLAY**  
Shows real power consumption.

**INTELLIGENT CRF ALERT**  
Notifies you to clean filters.

**INSTA COOL**  
Instant cooling with a single click.

**High Air Flow CFM - 830\***

**Auto On/Off Timer**

**Auto Restart**

**Stabilizer Range**  
135V-280V @48°C

**Refrigerant Leakage Detector**

**24°C Hidden Display**

**Backlit Remote 2.0**

**Follow Me**

**APP-BASED FEATURES**

- Over-the-Air Software Upgrade
- Geofencing
- AC Self Check
- JUST ASK alexa
- works with Google Assistant
- Comfort Mode
- Smart Sleep



CAI12XA3R36W0



CAI19XA3R36W0



CAI24XA3R36W0

## Performance

TONNAGE CATEGORY	1.0 T	1.5 T	2.0 T
Maximum Cooling Capacity Range (Watt)	4080	5760	6580
Rated Capacity - Full/Half Load (Watt)	3450/1725	5050/2525	6000/3000
Annual Power Consumption (kWh)	613.7	887.80	1068.29
Label Period	1 <sup>st</sup> Jan'26 - 31 <sup>st</sup> Dec'27	1 <sup>st</sup> Jan'26 - 31 <sup>st</sup> Dec'27	1 <sup>st</sup> Jan'26 - 31 <sup>st</sup> Dec'27
ISEER Value (W/W)	4.35	4.40	4.35
Valve Size (inch)	3/8" x 1/4"	1/2" x 1/4"	5/8" x 1/4"

[www.carriermideaindia.com](http://www.carriermideaindia.com)

[www.cmystore.com](http://www.cmystore.com)

Carrier Care: 1800 103 3333

\*CFM value is mentioned for 2.0 T. It may vary for other variants. T connotes tonnage category.



# XCEED Lumo Gxi Wi-Fi (White)



1.0, 1.5 & 2.0 T



**4-WAY SWING**



**X GLOW**  
(White Dynamic Light)



**X-SENSE AI**



**HEAVY DUTY**  
(100% rated capacity @ 43 C)



**Wi-Fi 2.0 (AI+)  
SMART CONNECT**




**PULL DOWN  
STRUCTURE**  
(Installer Friendly)



**High Ambient  
Working**



**6-in-1 -- FLEXICOOL**  
(7-levels of cooling)  
6 modes, up to 50% energy saving.




**HYDRO BLUE  
FIN COATING\***  
Used in both Evaporator and Condenser Coil.



**AUTO CLEANER  
(DEFROST CLEAN)**  
Disinfects and cleans the indoor unit.



**SMART ENERGY  
DISPLAY**  
Shows real power consumption.



**INTELLIGENT  
CRF ALERT**  
Notifies you to clean filters.



**INSTA COOL**  
Instant cooling with a single click.



**High Air Flow  
CFM - 830\***



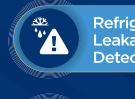
**Auto On/Off  
Timer**



**Auto Restart**



**Stabilizer  
Range**  
135V-280V @48°C



**Refrigerant  
Leakage  
Detector**



**Hidden  
Display**



**Backlit  
Remote 2.0**



**Follow Me**

**APP-BASED  
FEATURES**



CAI12XM5R36W0



CAI19XM5R36W0



CAI24XM5R36W0

## Performance

TONNAGE CATEGORY	1.0 T	1.5 T	2.0 T
Maximum Cooling Capacity Range (Watt)	4080	5760	6580
Rated Capacity - Full/Half Load (Watt)	3400/1700	5000/2500	6000/3000
Annual Power Consumption (kWh)	470.04	690.69	821.86
Label Period	1 <sup>st</sup> Jan'26 - 31 <sup>st</sup> Dec'27	1 <sup>st</sup> Jan'26 - 31 <sup>st</sup> Dec'27	1 <sup>st</sup> Jan'26 - 31 <sup>st</sup> Dec'27
ISEER Value (W/W)	5.60	5.60	5.65
Valve Size (inch)	1/2" x 1/4"	1/2" x 1/4"	5/8" x 1/4"

# XCEED Lumo Gxi Wi-Fi (White)

1.0, 1.5 & 2.0 T



- 4-WAY SWING**
- X GLOW** (White Dynamic Light)
- X-SENSE AI**
- HEAVY DUTY** (100% rated capacity @ 43°C)
- Wi-Fi 2.0 (AI+) SMART CONNECT**
- PULL DOWN STRUCTURE** (Installer Friendly)

**High Ambient Working**

Supported with **HYBRID WJ 2.0**

**6M1 - FLEXICOOL**  
6 modes, up to 50% energy saving.

**HYDRO BLUE FIN COATING**  
Used in both Evaporator and Condenser Coil.

**AUTO CLEANER (DEFROST CLEAN)**  
Disinfects and cleans the indoor unit.

**SMART ENERGY DISPLAY**  
Shows real power consumption.

**INTELLIGENT CRF ALERT**  
Notifies you to clean filters.

**INSTA COOL**  
Instant cooling with a single click.

**High Air Flow**  
CFM - 830\*

**Auto On/Off Timer**

**Auto Restart**

**Stabilizer Range**  
135V-280V @48°C

**Refrigerant Leakage Detector**

**Hidden Display**

**Backlit Remote 2.0**

**Follow Me**

**APP-BASED FEATURES**

- Over-the-Air Software Upgrade
- Geofencing
- AC Self Check
- JUST ASK alexa
- works with Google Assistant
- Comfort Mode
- Smart Sleep



## Performance

TONNAGE CATEGORY	1.0 T	1.5 T	2.0 T
Maximum Cooling Capacity Range (Watt)	4080	5760	6580
Rated Capacity - Full/Half Load (Watt)	3450/1725	5050/2525	6000/3000
Annual Power Consumption (kWh)	613.7	887.80	1068.29
Label Period	1 <sup>st</sup> Jan'26 - 31 <sup>st</sup> Dec'27	1 <sup>st</sup> Jan'26 - 31 <sup>st</sup> Dec'27	1 <sup>st</sup> Jan'26 - 31 <sup>st</sup> Dec'27
ISEER Value (W/W)	4.35	4.40	4.35
Valve Size (inch)	3/8" x 1/4"	1/2" x 1/4"	5/8" x 1/4"



# CEED Edge Gxi Wi-Fi



/ 1.0, 1.5 & 2.0 T



**6IN1 FLEXI COOL**  
INVERTER TECHNOLOGY

**Wi-Fi 2.0 (AI+) SMART CONNECT**

**X-SENSE AI**

**4-WAY SWING**

**HEAVY DUTY**  
(100% rated capacity @ 43°C)

**PULL DOWN STRUCTURE**  
(Installer Friendly)

**High Ambient Working**  
55°C

Supported with

**HYBRID JET 2.0**

**AIR DIRECTIONAL CONTROL**  
Controls airflow for even room cooling.

**HYDRO BLUE FIN COATING\***  
Used in both Evaporator and Condenser Coil.

**AUTO CLEANER (DEFROST CLEAN)**  
Disinfects and cleans the indoor unit.

**SMART ENERGY DISPLAY**  
Shows real power consumption.

**INTELLIGENT CRF ALERT**  
Notifies you to clean filters.

**INSTA COOL**  
Instant cooling with a single click.

**High Air Flow CFM - 830\***

**Auto On/Off Timer**

**Auto Restart**

**Stabilizer Range**  
135V-280V @ 48°C

**Refrigerant Leakage Detector**

**Hidden Display**

**Backlit Remote 2.0**

**Follow Me**

**APP-BASED FEATURES**

- Over-the-Air Software Upgrade
- Geofencing
- AC Self Check
- JUST ASK alexa
- works with Google Assistant
- Comfort Mode
- Smart Sleep



CAI12XD5R36W0



CAI19XD5R36W0



CAI24XD5R36W0

## Performance

TONNAGE CATEGORY	1.0 T	1.5 T	2.0 T
Maximum Cooling Capacity Range (Watt)	4080	5760	6580
Rated Capacity - Full/Half Load (Watt)	3400/1700	5000/2500	6000/3000
Annual Power Consumption (kWh)	470.04	690.69	821.86
Label Period	1 <sup>st</sup> Jan'26 - 31 <sup>st</sup> Dec'27	1 <sup>st</sup> Jan'26 - 31 <sup>st</sup> Dec'27	1 <sup>st</sup> Jan'26 - 31 <sup>st</sup> Dec'27
ISEER Value (W/W)	5.60	5.60	5.65
Valve Size (inch)	1/2" x 1/4"	1/2" x 1/4"	5/8" x 1/4"

# XCEED Edge Gxi Wi-Fi



/ 1.0, 1.5 & 2.0 T



**6 IN 1 FLEXI COOL**  
INVERTER TECHNOLOGY

**Wi-Fi 2.0 (AI+) SMART CONNECT**

**X-SENSE AI**

**4-WAY SWING**

**HEAVY DUTY**  
(100% rated capacity @ 43°C)

**PULL DOWN STRUCTURE**  
(Installer Friendly)

**High Ambient Working**  
55°C

Supported with  
**HYBRID JET 2.0**

**AIR DIRECTIONAL CONTROL**  
Controls airflow for even room cooling.

**HYDRO BLUE FIN COATING**  
Used in both Evaporator and Condenser Coil.

**AUTO CLEANER (DEFROST CLEAN)**  
Disinfects and cleans the indoor unit.

**SMART ENERGY DISPLAY**  
Shows real power consumption.

**INTELLIGENT CRF ALERT**  
Notifies you to clean filters.

**INSTA COOL**  
Instant cooling with a single click.

**High Air Flow**  
CFM - 830\*

**Auto On/Off Timer**

**Auto Restart**

**Stabilizer Range**  
135V-280V @48°C

**Refrigerant Leakage Detector**

**24°C Hidden Display**

**Backlit Remote 2.0**

**Follow Me**

**APP-BASED FEATURES**

- Over-the-Air Software Upgrade
- Geofencing
- AC Self Check
- JUST ASK alexa
- works with Google Assistant
- Comfort Mode
- Smart Sleep



CAI12XD3R36W0



CAI9XD3R36W0



CAI24XD3R36W0

## Performance

TONNAGE CATEGORY	1.0 T	1.5 T	2.0 T
Maximum Cooling Capacity Range (Watt)	4080	5760	6580
Rated Capacity - Full/Half Load (Watt)	3450/1725	5050/2525	6000/3000
Annual Power Consumption (kWh)	613.7	887.80	1068.29
Label Period	1 <sup>st</sup> Jan'26 - 31 <sup>st</sup> Dec'27	1 <sup>st</sup> Jan'26 - 31 <sup>st</sup> Dec'27	1 <sup>st</sup> Jan'26 - 31 <sup>st</sup> Dec'27
ISEER Value (W/W)	4.35	4.40	4.35
Valve Size (inch)	3/8" x 1/4"	1/2" x 1/4"	5/8" x 1/4"



# CEED Edge Gxi Wi-Fi (V Pro)

1.5 T



Hello

Hello, Carrier  
SMART OFFLINE  
VOICE CONTROL

**6IN1 FLEXICOOL**  
INVERTER TECHNOLOGY

**Wi-Fi 2.0 (AI+) SMART CONNECT**

**X-SENSE AI**

**4-WAY SWING**

**HEAVY DUTY**  
(100% rated capacity @ 43°C)

**PULL DOWN STRUCTURE**  
(Installer Friendly)

**High Ambient Working**

Supported with  
**HYBRID JET 2.0**

**AIR DIRECTIONAL CONTROL**  
Controls airflow for even room cooling.

**HYDRO BLUE FIN COATING**  
Used in both Evaporator and Condenser Coil.

**AUTO CLEANER (DEFROST CLEAN)**  
Disinfects and cleans the indoor unit.

**SMART ENERGY DISPLAY**  
Shows real power consumption.

**INTELLIGENT CRF ALERT**  
Notifies you to clean filters.

**INSTA COOL**  
Instant cooling with a single click.

**High Air Flow**  
CFM - 715

**Auto On/Off Timer**

**Auto Restart**

**Stabilizer Range**  
135V - 280V @ 48°C

**Refrigerant Leakage Detector**

**Hidden Display**

**Backlit Remote 2.0**

**Follow Me**

**APP-BASED FEATURES**

- Over-the-Air Software Upgrade
- Geofencing
- AC Self Check
- JUST ASK alexa
- works with Google Assistant
- Comfort Mode
- Smart Sleep



Performance	
<b>TONNAGE CATEGORY</b>	<b>1.5 T</b>
Maximum Cooling Capacity Range (Watt)	5400
Rated Capacity - Full/Half Load (Watt)	4850/2425
Annual Power Consumption (kWh)	853.92
Label Period	1 <sup>st</sup> Jan'26 - 31 <sup>st</sup> Dec'27
ISEER Value (W/W)	4.40
Valve Size (inch)	3/8" x 1/4"

www.carrierindia.com

www.cmiestore.com

Carrier Care: 1800 103 3333

T denotes tonnage category.

# PERT Lumo Gxi Wi-Fi

1.0 & 1.5 T



- 4-WAY SWING
- WI-FI 2.0 (AI+) SMART CONNECT
- 3-DIMENSIONAL AIR FLOW
- DYNAMIC V2
- SMART ENERGY DISPLAY
- GEOFENCING

55°C High Ambient Working

Supported with HYBRID JET 2.0

6-in-1 FLEXI COOL  
6 modes, up to 50% energy saving.

HYDRO BLUE FIN COATING  
Used in both Evaporator and Condenser Coil.

AUTO CLEANER (DEFROST CLEAN)  
Disinfects and cleans the indoor unit.

INTELLIGENT CRF ALERT  
Notifies you to clean filters.

INSTA COOL  
Instant cooling with a single click.

JUST ASK alexa

works with Google Assistant

- High Air Flow CFM - 715\*
- Auto On/Off Timer
- Auto Restart
- Stabilizer Range 135V-280V @ 48°C
- Refrigerant Leakage Detector
- Hidden Display
- Backlit Remote
- Follow Me



CAI12PL5R36W0



CAI19PL5R36W0

## Performance

TONNAGE CATEGORY	1.0 T	1.5 T
Maximum Cooling Capacity Range (Watt)	4080	5760
Rated Capacity - Full/Half Load (Watt)	3400/1700	5000/2500
Annual Power Consumption (kWh)	470.04	690.69
Label Period	1 <sup>st</sup> Jan'26 - 31 <sup>st</sup> Dec'27	1 <sup>st</sup> Jan'26 - 31 <sup>st</sup> Dec'27
ISEER Value (W/W)	5.60	5.60
Valve Size (inch)	1/2" x 1/4"	1/2" x 1/4"

www.carriermideaindia.com

www.cmiestore.com

Carrier Care: 1800 103 3333

\*CFM value is mentioned for 1.5 T. It may vary for other variants. T denotes tonnage category.

# XPERT Lumo Gxi

1.0 & 1.5 T



## Performance

TONNAGE CATEGORY	1.0 T	1.5 T
Maximum Cooling Capacity Range (Watt)	4080	5760
Rated Capacity - Full/Half Load (Watt)	3450/1725	5050/2525
Annual Power Consumption (kWh)	613.7	887.80
Label Period	1 <sup>st</sup> Jan'26 - 31 <sup>st</sup> Dec'27	1 <sup>st</sup> Jan'26 - 31 <sup>st</sup> Dec'27
ISEER Value (W/W)	4.35	4.40
Valve Size (inch)	3/8" x 1/4"	1/2" x 1/4"

[www.carriermideaindia.com](http://www.carriermideaindia.com)

[www.cmistore.com](http://www.cmistore.com)

Carrier Care: 1800 103 3333

\*CFM value is mentioned for 1.5 T. It may vary for other variants. T connotes tonnage category.

# PERT Edge Gxi Wi-Fi

1.0 & 1.5 T



- 4-WAY SWING**
- Wi-Fi 2.0 (AI+) SMART CONNECT**
- 3-DIMENSIONAL AIR FLOW**
- SMART ENERGY DISPLAY (SED)**
- GEOFENCING**

**55°C High Ambient Working**

Supported with **HYBRID JET 2.0**

**AIR DIRECTIONAL CONTROL**  
Controls airflow for even room cooling.

**HYDRO BLUE FIN COATING**  
Used in both Evaporator and Condenser Coil.

**AUTO CLEANER (DEFROST CLEAN)**  
Disinfects and cleans the indoor unit.

**INTELLIGENT CRF ALERT**  
Notifies you to clean filters.

**INSTA COOL**  
Instant cooling with a single click.

- High Air Flow CFM - 715\***
- Auto Restart**
- Refrigerant Leakage Detector**
- Backlit Remote**
- Auto On/Off Timer**
- Stabilizer Range 135V-280V @48°C**
- Hidden Display 24°C**
- Follow Me**

JUST ASK alexa | works with Google Assistant

CAI12PE5R36W0 | CAI19PE5R36W0

## Performance

TONNAGE CATEGORY	1.0 T	1.5 T
Maximum Cooling Capacity Range (Watt)	4080	5760
Rated Capacity - Full/Half Load (Watt)	3400/1700	5000/2500
Annual Power Consumption (kWh)	470.04	690.69
Label Period	1 <sup>st</sup> Jan'26 - 31 <sup>st</sup> Dec'27	1 <sup>st</sup> Jan'26 - 31 <sup>st</sup> Dec'27
ISEER Value (W/W)	5.60	5.60
Valve Size (inch)	1/2" x 1/4"	1/2" x 1/4"



www.carriermideaindia.com | www.cmystore.com  
Carrier Care: 1800 103 3333

\*CFM value is mentioned for 1.5 T. It may vary for other variants. T denotes tonnage category.

# XPERT Edge Gxi

1.0 & 1.5 T



**4-WAY SWING**

**3-DIMENSIONAL AIR FLOW**

**6 IN 1 FLEXI COOL**  
INVERTER TECHNOLOGY

**SMART ENERGY DISPLAY**

**55°C High Ambient Working**

Supported with **HYBRID JET 2.0**

**AIR DIRECTIONAL CONTROL**  
Controls airflow for even room cooling.

**HYDRO BLUE FIN COATING**  
Used in both Evaporator and Condenser Coil.

**AUTO CLEANER (DEFROST CLEAN)**  
Disinfects and cleans the indoor unit.

**INTELLIGENT CRF ALERT**  
Notifies you to clean filters.

**INSTA COOL**  
Instant cooling with a single click.

**High Air Flow**  
CFM - 715\*

**Auto On/Off Timer**

**Auto Restart**

**Stabilizer Range**  
135V-280V @48°C

**Refrigerant Leakage Detector**

**Hidden Display**

**Backlit Remote**

**Follow Me**



CAI12PE3R36F0



CAI18PE3R36F0



CAI19PE3R36F0

## Performance

TONNAGE CATEGORY	1.0 T	1.5 T	1.5 T
Maximum Cooling Capacity Range (Watt)	4080	5400	5760
Rated Capacity - Full/Half Load (Watt)	3450/1725	4850/2425	5050/2525
Annual Power Consumption (kWh)	613.7	853.92	887.8
Label Period	1 <sup>st</sup> Jan'26 - 31 <sup>st</sup> Dec'27	1 <sup>st</sup> Jan'26 - 31 <sup>st</sup> Dec'27	1 <sup>st</sup> Jan'26 - 31 <sup>st</sup> Dec'27
ISEER Value (W/W)	4.35	4.40	4.40
Valve Size (inch)	3/8" x 1/4"	3/8" x 1/4"	1/2" x 1/4"



# CARRIER Lumo Gxi Wi-Fi



/ 1.0, 1.5 & 2.0 T



**6 IN 1 FLEXI COOL**  
INVERTER TECHNOLOGY

**Wi-Fi 2.0 (AI+) SMART CONNECT**

**HEAVY DUTY**  
(100% rated capacity @ 43°C)

**DYNAMIC V2**

**SMART ENERGY DISPLAY**

**GEOFENCING**

**55°C High Ambient Working**

Supported with **HYBRID JET 2.0**

- AIR DIRECTIONAL CONTROL**  
Controls airflow for even room cooling.
- AUTO CLEANER (DEFROST CLEAN)**  
Disinfects and cleans the indoor unit.
- INSTA COOL**  
Instant cooling with a single click.

- HYDRO BLUE FIN COATING**  
Used in both Evaporator and Condenser Coil.
- INTELLIGENT CRF ALERT**  
Notifies you to clean filters.

- High Air Flow CFM - 700\***
- Auto On/Off Timer**
- Auto Restart**
- Stabilizer Range 135V-280V @ 48°C**
- Refrigerant Leakage Detector**
- 24°C Hidden Display**
- Backlit Remote**
- Follow Me**



CAI12CL5R36W0      CAI18CL5R36W0      CAI24CL5R36W0

## Performance

TONNAGE CATEGORY	1.0 T	1.5 T	2.0 T
Maximum Cooling Capacity Range (Watt)	4080	5400	6580
Rated Capacity - Full/Half Load (Watt)	3400/1700	4800/2400	6000/3000
Annual Power Consumption (kWh)	470.04	663.31	828.89
Label Period	1 <sup>st</sup> Jan'26 - 31 <sup>st</sup> Dec'27	1 <sup>st</sup> Jan'26 - 31 <sup>st</sup> Dec'27	1 <sup>st</sup> Jan'26 - 31 <sup>st</sup> Dec'27
ISEER Value (W/W)	5.60	5.60	5.60
Valve Size (inch)	1/2" x 1/4"	1/2" x 1/4"	5/8" x 1/4"

www.carrierindia.com      www.cmystore.com  
Carrier Care: 1800 103 3333

\*CFM value is mentioned for 2.0 T. It may vary for other variants. T connotes tonnage category.

# CARRIER Lumo Gxi

1.0, 1.5 & 2.0 T



55°C High Ambient Working

Supported with HYBRID INVERTER 2.0

**AIR DIRECTIONAL CONTROL**  
Controls airflow for even room cooling.

**HYDRO BLUE FIN COATING**  
Used in both Evaporator and Condenser Coil.

**INTELLIGENT CRF ALERT**  
Notifies you to clean filters.

**INSTA COOL**  
Instant cooling with a single click.

**AUTO CLEANER (DEFROST CLEAN)**  
Disinfects and cleans the indoor unit.

**SMART ENERGY DISPLAY**  
Shows real power consumption.

High Air Flow CFM - 700\*

Auto On/Off Timer

Auto Restart

Stabilizer Range 155V-280V @48°C

Refrigerant Leakage Detector

Hidden Display

Backlit Remote

Follow Me



CAI12CL3R36F0



CAI18CL3R36F0



CAI19CL3R36F0



CAI24CL3R36F0

## Performance

TONNAGE CATEGORY	1.0 T	1.5 T	1.5 T	2.0 T
Maximum Cooling Capacity Range (Watt)	4080	5400	5760	6580
Rated Capacity - Full/Half Load (Watt)	3400/1700	4800/2400	5050/2525	6000/3000
Annual Power Consumption (kWh)	604.99	854.39	887.80	1068.29
Label Period	1 <sup>st</sup> Jan'26 - 31 <sup>st</sup> Dec'27	1 <sup>st</sup> Jan'26 - 31 <sup>st</sup> Dec'27	1 <sup>st</sup> Jan'26 - 31 <sup>st</sup> Dec'27	1 <sup>st</sup> Jan'26 - 31 <sup>st</sup> Dec'27
ISEER Value (W/W)	4.35	4.35	4.40	4.35
Valve Size (inch)	3/8" x 1/4"	1/2" x 1/4"	1/2" x 1/4"	5/8" x 1/4"

www.carriermideindia.com

www.cmiestore.com

Carrier Care: 1800 103 3333

\*CFM value is mentioned for 2.0 T. It may vary for other variants. T connotes tonnage category.

# CEL Edge Gxi



/ 1.0, 1.5 & 2.0 T



**6 IN 1 FLEXICOOL**  
INVERTER TECHNOLOGY

**HEAVY DUTY**  
(100% rated capacity @ 43 C)

**52°C High Ambient Working**

**AIR DIRECTIONAL CONTROL**  
Controls airflow for even room cooling.

**HYDRO BLUE FIN COATING**  
Used in both Evaporator and Condenser Coil.

**INTELLIGENT CRF ALERT**  
Notifies you to clean filters.

**INSTA COOL**  
Instant cooling with a single click.

**AUTO CLEANER (DEFROST CLEAN)**  
Disinfects and cleans the indoor unit.

**SMART ENERGY DISPLAY**  
Shows real power consumption.

**High Air Flow**  
CFM - 700\*

**Auto On/Off Timer**

**Auto Restart**

**Stabilizer Range**  
135V-280V @ 48°C

**Refrigerant Leakage Detector**

**24°C Hidden Display**

**Backlit Remote**

**Follow Me**



CAI12CE5R36FO



CAI18CE5R36FO



CAI24CE5R36FO

## Performance

TONNAGE CATEGORY	1.0 T	1.5 T	2.0 T
Maximum Cooling Capacity Range (Watt)	4080	5400	6580
Rated Capacity - Full/Half Load (Watt)	3400/1700	4800/2400	6000/3000
Annual Power Consumption (kWh)	470.04	663.31	828.89
Label Period	1st Jan'26 - 31st Dec'27	1st Jan'26 - 31st Dec'27	1st Jan'26 - 31st Dec'27
ISEER Value (W/W)	5.60	5.60	5.60
Valve Size (inch)	1/2" x 1/4"	1/2" x 1/4"	5/8" x 1/4"

[www.carriermiddleindia.com](http://www.carriermiddleindia.com)

[www.cmiestore.com](http://www.cmiestore.com)

Carrier Care: 1800 103 3333

\*CFM value is mentioned for 2.0 T. It may vary for other variants. T denotes tonnage category.

# CEL Edge Gxi



/ 1.0, 1.5 & 2.0 T



**6 IN 1 FLEXI COOL**  
INVERTER TECHNOLOGY

**DEFROST CLEAN**



**High Ambient Working**

**AIR DIRECTIONAL CONTROL**  
Controls airflow for even room cooling.

**HYDRO BLUE FIN COATING**  
Used in both Evaporator and Condenser Coil.

**INTELLIGENT CRF ALERT**  
Notifies you to clean filters.

**INSTA COOL**  
Instant cooling with a single click.

**SMART ENERGY DISPLAY**  
Shows real power consumption.

**High Air Flow CFM - 700\***

**Auto On/Off Timer**

**Auto Restart**

**Stabilizer Range**  
135V - 280V @ 48°C

**Refrigerant Leakage Detector**

**Hidden Display**

**Backlit Remote**

**Follow Me**



CAI12CE3R36FO



CAI18CE3R36FO



CAI19CE3R36FO



CAI24CE3R36FO

## Performance

TONNAGE CATEGORY	1.0 T	1.5 T	1.5 T	2.0 T
Maximum Cooling Capacity Range (Watt)	4080	5400	5760	6580
Rated Capacity - Full/Half Load (Watt)	3400/1700	4800/2400	5050/2525	6000/3000
Annual Power Consumption (kWh)	604.99	854.39	887.80	1068.29
Label Period	1 <sup>st</sup> Jan'26 - 31 <sup>st</sup> Dec'27	1 <sup>st</sup> Jan'26 - 31 <sup>st</sup> Dec'27	1 <sup>st</sup> Jan'26 - 31 <sup>st</sup> Dec'27	1 <sup>st</sup> Jan'26 - 31 <sup>st</sup> Dec'27
ISEER Value (W/W)	4.35	4.35	4.40	4.35
Valve Size (inch)	3/8" x 1/4"	1/2" x 1/4"	1/2" x 1/4"	5/8" x 1/4"

# CEL Edge Gxi Wi-Fi

1.5 T



**6 IN 1 FLEXI COOL**  
INVERTER TECHNOLOGY

**Wi-Fi 2.0 (AI+) SMART CONNECT**

**GEOFENCING**

**DEFROST CLEAN**

**52°C High Ambient Working**

**AIR DIRECTIONAL CONTROL**  
Controls airflow for even room cooling.

**HYDRO BLUE FIN COATING**  
Used in both Evaporator and Condenser Coil.

**INTELLIGENT CRF ALERT**  
Notifies you to clean filters.

**INSTA COOL**  
Instant cooling with a single click.

**SMART ENERGY DISPLAY**  
Shows real power consumption.

**High Air Flow CFM - 580**

**2s Auto On/Off Timer**

**Auto Restart**

**Stabilizer Range 135V-280V @ 48°C**

**Refrigerant Leakage Detector**

**24°C Hidden Display**

**Backlit Remote**

**Follow Me**



CA18CE3R36W0

## Performance

TONNAGE CATEGORY	1.5 T
Maximum Cooling Capacity Range (Watt)	5400
Rated Capacity - Full/Half Load (Watt)	4800/2400
Annual Power Consumption (kWh)	854.39
Label Period	1 <sup>st</sup> Jan'26 - 31 <sup>st</sup> Dec'27
ISEER Value (W/W)	4.35
Valve Size (inch)	1/2" x 1/4"

www.carriermideaindia.com

www.cmiestore.com

Carrier Care: 1800 103 3333



T connotes tonnage category.

# Indus Gxi Wi-Fi

 / 1.0, 1.5 & 2.0 T



**HEAVY DUTY**  
(100% rated capacity @ 43°C)



**Wi-Fi 2.0 (AI+) SMART CONNECT**



**ANTI-VIRAL GUARD**



**6 IN 1 FLEXI COOL**  
— INVERTER TECHNOLOGY —



**SMART ENERGY DISPLAY**



**High Ambient Working**

Supported with



**AIR DIRECTIONAL CONTROL**  
Controls airflow for even room cooling.



**HYDRO BLUE FIN COATING**  
Used in both Evaporator and Condenser Coil.



**AUTO CLEANER (DEFROST CLEAN)**  
Disinfects and cleans the indoor unit.



**INTELLIGENT CRF ALERT**  
Notifies you to clean filters.



**INSTA COOL**  
Instant cooling with a single click.



**High Air Flow**  
CFM - 700\*



**Auto On/Off Timer**



**Auto Restart**



**Stabilizer Range**  
135V-280V @48°C



**Refrigerant Leakage Detector**



**Hidden Display**



**Backlit Remote**



**Follow Me**



**Geofencing**



CAI12IN5R36W0



CAI18IN5R36W0




CAI24IN5R36W0

## Performance

TONNAGE CATEGORY	1.0 T	1.5 T	2.0 T
Maximum Cooling Capacity Range (Watt)	4080	5400	6580
Rated Capacity - Full/Half Load (Watt)	3400/1700	4800/2400	6000/3000
Annual Power Consumption (kWh)	470.04	663.31	828.89
Label Period	1 <sup>st</sup> Jan'26 - 31 <sup>st</sup> Dec'27	1 <sup>st</sup> Jan'26 - 31 <sup>st</sup> Dec'27	1 <sup>st</sup> Jan'26 - 31 <sup>st</sup> Dec'27
ISEER Value (W/W)	5.60	5.60	5.60
Valve Size (inch)	1/2" x 1/4"	1/2" x 1/4"	5/8" x 1/4"

 [www.carriermideaindia.com](http://www.carriermideaindia.com)

 [www.cmiestore.com](http://www.cmiestore.com)

 Carrier Care: 1800 103 3333

\*CFM value is mentioned for 2.0 T. It may vary for other variants. T connotes tonnage category.

# Indus Gxi

1.0, 1.5 & 2.0 T



**6 IN 1 FLEXI COOL**  
INVERTER TECHNOLOGY

**AVG ANTI-VIRAL GUARD**

**High Ambient Working**  
55°C

Supported with  
**HYBRID JET 2.0**

**High Air Flow**  
CFM - 700\*

**Auto On/Off Timer**  
2s

**Auto Restart**

**Stabilizer Range**  
135V-280V @48°C

**Refrigerant Leakage Detector**

**Hidden Display**  
24°C

**Backlit Remote**

**Follow Me**

**AIR DIRECTIONAL CONTROL**  
Controls airflow for even room cooling.

**HYDRO BLUE FIN COATING**  
Used in both Evaporator and Condenser Coil.

**INTELLIGENT CRF ALERT**  
Notifies you to clean filters.

**INSTA COOL**  
Instant cooling with a single click.

**AUTO CLEANER (DEFROST CLEAN)**  
Disinfects and cleans the indoor unit.

**SMART ENERGY DISPLAY**  
Shows real power consumption.



CAI12IN3R36FO



CAI18IN3R36FO



CAI19IN3R36FO



CAI24IN3R36FO

## Performance

TONNAGE CATEGORY	1.0 T	1.5 T	1.5 T	2.0 T
Maximum Cooling Capacity Range (Watt)	4080	5760	5760	6580
Rated Capacity - Full/Half Load (Watt)	3400/1700	4800/2400	5050/2525	6000/3000
Annual Power Consumption (kWh)	604.99	854.39	887.80	1068.29
Label Period	1 <sup>st</sup> Jan'26 - 31 <sup>st</sup> Dec'27	1 <sup>st</sup> Jan'26 - 31 <sup>st</sup> Dec'27	1 <sup>st</sup> Jan'26 - 31 <sup>st</sup> Dec'27	1 <sup>st</sup> Jan'26 - 31 <sup>st</sup> Dec'27
ISEER Value (W/W)	4.35	4.35	4.40	4.35
Valve Size (inch)	3/8" x 1/4"	1/2" x 1/4"	1/2" x 1/4"	5/8" x 1/4"

[www.carriermideaindia.com](http://www.carriermideaindia.com)

[www.cmiestore.com](http://www.cmiestore.com)

Carrier Care: 1800 103 3333

\*CFM value is mentioned for 2.0 T. It may vary for other variants. T connotes tonnage category.

# Indus **HOT & COLD**



/ 1.5 & 2.0 T



**HEATING & COOLING**  
0°C-55°C

**ANTI-VIRAL GUARD**  
AVG+

**6 IN 1 FLEXI COOL**  
INVERTER TECHNOLOGY



High Ambient Working

Supported with



**AIR DIRECTIONAL CONTROL**  
Controls airflow for even room cooling.

**HYDRO BLUE FIN COATING**  
Used in both Evaporator and Condenser Coil.

**AUTO CLEANER (DEFROST CLEAN)**  
Disinfects and cleans the indoor unit.

**SMART ENERGY DISPLAY**  
Shows real power consumption.

**INTELLIGENT CRF ALERT**  
Notifies you to clean filters.

**INSTA COOL**  
Instant cooling with a single click.

High Air Flow CFM - 700\*

Auto On/Off Timer

Auto Restart

Stabilizer Range 135V-280V @ 48°C

Refrigerant Leakage Detector

Hidden Display

Backlit Remote

Follow Me



CA18IN3R36HO



CAI24IN3R36HO

## Performance

TONNAGE CATEGORY	1.5 T	2.0 T
Rated Cooling Capacity - Full/Half Load (Watt)	4800/2400	6000/3000
Rated Heating Capacity - Full Load (Watt)	5000	6000
Annual Power Consumption (kWh)	854.39	1068.29
Label Period	1 <sup>st</sup> Jan'26 - 31 <sup>st</sup> Dec'27	1 <sup>st</sup> Jan'26 - 31 <sup>st</sup> Dec'27
ISEER Value (W/W)	4.35	4.35
Valve Size (inch)	1/2" x 1/4"	5/8" x 1/4"

www.carriermideaindia.com

www.cmistore.com

Carrier Care: 1800 103 3333

\*CFM value is mentioned for 2.0 T. It may vary for other variants. T connotes tonnage category.



— FIXED SPEED AC —



# Indus Gx

 / 1.5 T



 **ANTI-VIRAL GUARD**

 **AUTO SWING**

 **HIGH AMBIENT WORKING**

 **TURBO MODE**

 **AUTO CLEANER (DEFROST CLEAN)**  
Disinfects and cleans the indoor unit.

 **HYDRO BLUE FIN COATING\***  
Applicable for Evaporator only.

 **INTELLIGENT CRF ALERT**  
Notifies you to clean filters.

 **DRY MODE**  
Removes humidity from air.

 **AIR DIRECTIONAL CONTROL**  
Controls airflow for even room cooling.

 **High Air Flow**  
CFM - 700

 **Auto On/Off Timer**

 **Auto Restart**

 **Hidden Display**

 **Refrigerant Leakage Detector**

 **Air Directional Control**

 **Backlit Remote**



## Performance

TONNAGE CATEGORY	1.5 T
Rated Capacity (Watt)	5000
Annual Power Consumption (kWh)	890.22
Label Period	1 <sup>st</sup> Jan'26 - 31 <sup>st</sup> Dec'27
ISEER Value (W/W)	4.35
Valve Size (inch)	1/2 x 1/4

 [www.carriermideaindia.com](http://www.carriermideaindia.com)

 [www.cmystore.com](http://www.cmystore.com)

 Carrier Care: 1800 103 3333

\*Applicable for Evaporator only. T connotes tonnage category.

# Indus Gx

 / 1.0, 1.5 & 2.0 T



 **ANTI-VIRAL GUARD**

 **AUTO SWINGS**

 **HIGH AMBIENT WORKING**

 **TURBO MODE**

 **AUTO CLEANER (DEFROST CLEAN)**  
Disinfects and cleans the indoor unit.

 **HYDRO BLUE FIN COATING\***  
Applicable for Evaporator only.

 **INTELLIGENT CRF ALERT**  
Notifies you to clean filters.

 **DRY MODE**  
Removes humidity from air.

 **AIR DIRECTIONAL CONTROL**  
Controls airflow for even room cooling.

 **High Air Flow**  
CFM - 700\*

 **Auto On/Off Timer**

 **Auto Restart**

 **Hidden Display**

 **Refrigerant Leakage Detector**

 **Air Directional Control**

 **Backlit Remote**



CAS13IN2R36F0



CAS19IN2R36F0



CAS19IN2R36F1




CAS24IN2R36F0

## Performance

TONNAGE CATEGORY	1.0 T	1.5 T	1.5 T	2.0 T
Rated Capacity (Watt)	3600	5200	5200	6050
Annual Power Consumption (kWh)	727.66	1045.04	1045.04	1215.35
Label Period	1 <sup>st</sup> Jan'26 - 31 <sup>st</sup> Dec'27	1 <sup>st</sup> Jan'26 - 31 <sup>st</sup> Dec'27	1 <sup>st</sup> Jan'26 - 31 <sup>st</sup> Dec'27	1 <sup>st</sup> Jan'26 - 31 <sup>st</sup> Dec'27
ISEER Value (W/W)	3.83	3.85	3.85	3.85
Valve Size (inch)	1/2" x 1/4"	1/2" x 1/4"	1/2" x 1/4"	5/8" x 1/4"

 [www.carriermideaindia.com](http://www.carriermideaindia.com)

 [www.cmystore.com](http://www.cmystore.com)

 Carrier Care: 1800 103 3333

\*CFM value is mentioned for 2.0 T. It may vary for other variants. Applicable for Evaporator only. T connotes tonnage category.




— WINDOW AC —



# ESTRELLA PLATINUM-X GXi

 / 1.5 T




-  **HIGH AMBIENT WORKING**
-  **AIR DIRECTIONAL CONTROL**
-  **DUST FILTER**
-  **HYDRO BLUE FIN COATING (Evaporator Coil)**
-  **TURBO MODE**
-  **ENERGY-SAVER MODE**
-  **High Air Flow CFM - 450**
-  **Auto On/Off Timer**
-  **Auto Restart**
-  **Sleep Mode**




CIW19EP5R36FO

## Performance

TONNAGE CATEGORY	1.5 T
Rated Capacity - Full/Half Load (Watt)	5150/2575
Annual Power Consumption (kWh)	1050.35
Label Period	1 <sup>st</sup> Jan'26 - 31 <sup>st</sup> Dec'29
ISEER Value (W/W)	3.80

 [www.carriermideaindia.com](http://www.carriermideaindia.com)

 [www.cmystore.com](http://www.cmystore.com)

 Carrier Care: 1800 103 3333

T connotes tonnage category.

# ESTRELLA Gxi

 / 1.5 T



 **HIGH AMBIENT WORKING**

 **AIR DIRECTIONAL CONTROL**

 **DUST FILTER**

 **ANTI CORROSION COIL**


 **TURBO MODE**

 **ENERGY-SAVER MODE**

 **High Air Flow CFM - 480**

 **Auto On/Off Timer**

 **Auto Restart**

 **Sleep Mode**

 CIW19EC5R36FO

## Performance

<b>TONNAGE CATEGORY</b>	<b>1.5 T</b>
Rated Capacity - Full/Half Load (Watt)	5150/2575
Annual Power Consumption (kWh)	1050.47
Label Period	1 <sup>st</sup> Jan'26 - 31 <sup>st</sup> Dec'29
ISEER Value (W/W)	3.80

 [www.carriermideaindia.com](http://www.carriermideaindia.com)

 [www.cmystore.com](http://www.cmystore.com)

 Carrier Care: 1800 103 3333

T connotes tonnage category.

# ESTRELLA Gxi

 / 1.5 T



 **HIGH AMBIENT WORKING**

 **AIR DIRECTIONAL CONTROL**


 **DUST FILTER**

 **ANTI CORROSION COIL**

 **TURBO MODE**

 **ENERGY-SAVER MODE**

 **High Air Flow CFM - 500**

 **Auto On/Off Timer**

 **Auto Restart**

 **Sleep Mode**




## Performance

TONNAGE CATEGORY	1.5 T
Rated Capacity - Full/Half Load (Watt)	5100/2550
Annual Power Consumption (kWh)	1143.69
Label Period	1 <sup>st</sup> Jan'26 - 31 <sup>st</sup> Dec'29
ISEER Value (W/W)	3.45

 [www.carriermideaindia.com](http://www.carriermideaindia.com)

 [www.cmystore.com](http://www.cmystore.com)

 Carrier Care: 1800 103 3333



T connotes tonnage category.

# ESTRELLA Gxi (P)

 / 1.5 T




 **HIGH AMBIENT WORKING**

 **AIR DIRECTIONAL CONTROL**


 **DUST FILTER**

 **ANTI CORROSION COIL**


 **TURBO MODE**

 **ENERGY-SAVER MODE**

 **High Air Flow**  
CFM - 450

 **Auto On/Off Timer**

 **Auto Restart**

 **Sleep Mode**




## Performance

TONNAGE CATEGORY	1.5 T
Rated Capacity - Full/Half Load (Watt)	5000/2500
Annual Power Consumption (kWh)	1122.36
Label Period	1 <sup>st</sup> Jan'26 - 31 <sup>st</sup> Dec'29
ISEER Value (W/W)	3.45

 [www.carriermiddleindia.com](http://www.carriermiddleindia.com)

 [www.cmystore.com](http://www.cmystore.com)

 Carrier Care: 1800 103 3333

# ESTRELLA Gx

 / 1.0 & 1.5 T



-  **HIGH AMBIENT WORKING**
-  **AIR DIRECTIONAL CONTROL**
-  **DUST FILTER**
-  **ANTI CORROSION COIL**
-  **TURBO MODE**
-  **ENERGY-SAVER MODE**
-  **High Air Flow**  
CFM - 450\*
-  **Auto On/Off**  
Timer
-  **Auto Restart**
-  **Sleep Mode**

 **CAW12EC3R36FO**


 **CAW19EC3R36FO**

## Performance

TONNAGE CATEGORY	1.0 T	1.5 T
Rated Capacity (Watt)	3400	5100
Annual Power Consumption (kWh)	774.11	1162.71
Label Period	1 <sup>st</sup> Jan'26 - 31 <sup>st</sup> Dec'29	1 <sup>st</sup> Jan'26 - 31 <sup>st</sup> Dec'29
ISEER Value (W/W)	3.40	3.40

 [www.carriermideaindia.com](http://www.carriermideaindia.com)

 [www.cmystore.com](http://www.cmystore.com)

 Carrier Care: 1800 103 3333

\*CFM value is mentioned for 1.5 T. It may vary for other variants. T connotes tonnage category.

# ESTRELLA Gx (P)

 / 1.5 T



-  **HIGH AMBIENT WORKING**
-  **AIR DIRECTIONAL CONTROL**
-  **DUST FILTER**
-  **ANTI CORROSION COIL**
-  **TURBO MODE**
-  **ENERGY-SAVER MODE**
-  **High Air Flow CFM - 480**
-  **Auto On/Off Timer**
-  **Auto Restart**
-  **Sleep Mode**




## Performance

<b>TONNAGE CATEGORY</b>	<b>1.5 T</b>
Rated Capacity (Watt)	4900
Annual Power Consumption (kWh)	1131.74
Label Period	1 <sup>st</sup> Jan'26 - 31 <sup>st</sup> Dec'29
ISEER Value (W/W)	3.35

 [www.carriermideaindia.com](http://www.carriermideaindia.com)

 [www.cmystore.com](http://www.cmystore.com)

 Carrier Care: 1800 103 3333



T connotes tonnage category.

# ESTRELLA Gx

 / 1.0T



-  **HIGH AMBIENT WORKING**
-  **AIR DIRECTIONAL CONTROL**
-  **DUST FILTER**
-  **ANTI CORROSION COIL**
-  **TURBO MODE**
-  **ENERGY-SAVER MODE**
-  **High Air Flow CFM – 650\***
-  **Auto On/Off Timer**
-  **Auto Restart**
-  **Sleep Mode**


 CAW12EC2R36FI

## Performance

TONNAGE CATEGORY	1.0 T
Rated Capacity (Watt)	3300
Annual Power Consumption (kWh)	812.81
Label Period	1 <sup>st</sup> Jan'26 - 31 <sup>st</sup> Dec'27
ISEER Value (W/W)	3.14

 [www.carriermideaindia.com](http://www.carriermideaindia.com)

 [www.cmystore.com](http://www.cmystore.com)

 Carrier Care: 1800 103 3333



# ESTRELLA Gx

 / 1.5 & 2.0 T





 **HIGH AMBIENT WORKING**

 **AIR DIRECTIONAL CONTROL**


 **DUST FILTER**

 **ANTI CORROSION COIL**


 **TURBO MODE**

 **ENERGY-SAVER MODE**

 **High Air Flow  
CFM - 650\***

 **Auto On/Off  
Timer**

 **Auto Restart**

 **Sleep Mode**



CAW19EC2R36F0




CAW24EC2R36F0

## Performance

TONNAGE CATEGORY	1.5 T	2.0 T
Rated Capacity (Watt)	5000	6000
Annual Power Consumption (kWh)	1206.06	1451.45
Label Period	1 <sup>st</sup> Jan'26 - 31 <sup>st</sup> Dec'27	1 <sup>st</sup> Jan'26 - 31 <sup>st</sup> Dec'27
ISEER Value (W/W)	3.21	3.20

 [www.carriermideaindia.com](http://www.carriermideaindia.com)

 [www.cmistore.com](http://www.cmistore.com)

 Carrier Care: 1800 103 3333

\*CFM value mentioned is for 2.0 T. It may vary for other variants. T connotes tonnage category.

3 Star Inverter Range - 2026

	PARAMETER (UNIT)	XCEL EDGE GXI	XCEL EDGE GXI	XCEL EDGE GXI	XCEL EDGE GXI	XCEL EDGE GXI Wi-Fi
GENERAL	MODEL NO.	CAI12CE3R36F0	CAI18CE3R36F0	CAI19CE3R36F0	CAI24CE3R36F0	CAI18CE3R36W0
	TONNAGE CATEGORY T	1,0	1,5	1,5	2,0	1,5
	MAXIMUM CAPACITY RANGE (Watt)	4080	5400	5760	6580	5400
	FULL LOAD CAPACITY (100% Load Rated) (Watt)	3400	4800	5050	6000	4800
	HALF LOAD CAPACITY (50%) (Watt)	1700	2400	2525	3000	2400
	FULL LOAD POWER INPUT* (100% Load Rated) (Watt)	985	1435	1480	1780	1435
	HALF LOAD POWER INPUT*(50% Load) (Watt)	365	502	525	632	502
	ANNUAL POWER CONSUMPTION (kWh)	604.99	854.39	887.80	1068.29	854.39
	LABEL PERIOD	"1st Jan,2026 - 31st Dec,2027"	"1st Jan,2026 - 31st Dec,2027"	"1st Jan,2026 - 31st Dec,2027"	"1st Jan,2026 - 31st Dec,2027"	"1st Jan,2026 - 31st Dec,2027"
	BEE STAR RATING***	3 Star	3 Star	3 Star	3 Star	3 Star
	ISEER VALUE (W/W)	4,35	4,35	4,40	4,35	4,35
	RATED POWER SUPPLY (V-Ph-Hz)	230 - 1 - 50	230 - 1 - 50	230 - 1 - 50	230 - 1 - 50	230 - 1 - 50
	RATED AMP (Amp)	4,3	6,3	6,5	7,8	6,3
	NET WEIGHT (kg) (IDU/ODU)	8,3/ 19	10,1 / 21	10,1 / 25,5	12,5 / 28	10,1 / 21
	AIR FLOW RATE (CFM)	380	580	580	700	580
	INDOOR NOISE LEVEL (H/M/L) (db)	40/38/32	42/40/37	42/40/37	46/44/39	42/40/37
	FAN MOTOR (INDOOR) (No. of Speeds)	4	4	4	4	4
WITH CONNECTING KIT PIPE	YES	YES	YES	YES	YES	
VALVE SIZE (inch)	3/8" x 1/4"	1/2" x 1/4"	1/2" x 1/4"	5/8" x 1/4"	1/2" x 1/4"	
OVERALL SIZE	MOISTURE REMOVAL RATE (kg/hr)	1,2	2,0	2,0	2,4	2,0
	INDOOR UNIT (HEIGHT) (mm)	275	275	275	315	275
	INDOOR UNIT (WIDTH) (mm)	800	940	940	1045	940
	INDOOR UNIT (DEPTH) (mm)	188	205	205	235	205
	OUTDOOR UNIT (HEIGHT) (mm)	480	480	540	540	480
FILTERS	OUTDOOR UNIT (WIDTH) (mm)	720	720	790	790	720
	OUTDOOR UNIT (DEPTH-with GRILL) (mm)	270	270	270	270	270
	CONVENTIONAL HD FILTER	YES	YES	YES	YES	YES
	TOP HD FILTER (XPERT)	NA	NA	NA	NA	NA
FEATURES	PM2.5 MICRON FILTER	YES	YES	YES	YES	YES
	AG+ NANO FILTER	NA	NA	NA	NA	NA
	(AVG) ANTIVIRAL GUARD COATED FILTER	NA	NA	NA	NA	NA
	HYBRIDJET GRILL	NA	NA	NA	NA	NA
	HYBRIDJET GRILL (2.0)	NA	NA	NA	NA	NA
	REFRIGERANT	R32	R32	R32	R32	R32
	AIR DIRECTION CONTROL	YES	YES	YES	YES	YES
	SECURITY LOCK	YES	YES	YES	YES	YES
	IDU TEMP DISPLAY	Hidden Display	Hidden Display	Hidden Display	Hidden Display	Hidden Display
	REMOTE CONTROL TYPE	LCD Remote	LCD Remote	LCD Remote	LCD Remote	LCD Remote
	REMOTE BACKLIT (1,0)	YES	YES	YES	YES	YES
	NEW REMOTE BACKLIT (2,0)	NA	NA	NA	NA	NA
	AUTO-OFF TIMER	YES	YES	YES	YES	YES
	AUTO-ON TIMER	YES	YES	YES	YES	YES
	SLEEP MODE	YES	YES	YES	YES	YES
	REFRIGERANT LEAKAGE DETECTOR	YES	YES	YES	YES	YES
	LOUVER POSITION MEMORY	YES	YES	YES	YES	YES
	DRY MODE	YES	YES	YES	YES	YES
	AUTO FAN SPEED	YES	YES	YES	YES	YES
	INTELLIGENT CRF ALERT	YES	YES	YES	YES	YES
	AUTO SWING	YES	YES	YES	YES	YES
	AUTO CLEANER (DEFROST CLEAN)	YES	YES	YES	YES	YES
	FOLLOW ME	YES	YES	YES	YES	YES
	AUTO MODE	YES	YES	YES	YES	YES
	AUTO RESTART	YES	YES	YES	YES	YES
	DOUBLE DRAIN (EASY INSTALLATION)	YES	YES	YES	YES	YES
	EASY INSTALLATION - SERVICE SUPPORT BRACKET IDU	NA	NA	NA	NA	NA
FLEXICOOL (6-IN-1)	YES	YES	YES	YES	YES	
INSTA COOL/TURBO	YES	YES	YES	YES	YES	
MY MODE (FAVOURITE MODE)	YES	YES	YES	YES	YES	
TEMP DISPLAY ON/OFF	YES	YES	YES	YES	YES	
SILENT	NA	NA	NA	NA	NA	
4-WAY SWING	NA	NA	NA	NA	NA	
ANTI CORROSION COATING (BLUE)	Evap- Hair pin in side	Evap- Hair pin in side	Evap- Hair pin in side	Evap- Hair pin in side	Evap- Hair pin in side	
HYDROPHILIC BLUE COIL	Evap & Cond both	Evap & Cond both	Evap & Cond both	Evap & Cond both	Evap & Cond both	
HIGH AMBIENT WORKING	52°C	52°C	52°C	52°C	52°C	
HEAVY DUTY (100% RATED CAPACITY @43°C)	NA	NA	NA	NA	NA	
STABILIZER FREE OPERATION (EVEN @48°C, 135 V-280 V)	YES	YES	YES	YES	YES	
KW / SED DISPLAY	KW display	KW display	KW display	KW display	KW display	
X-LED WHITE (DYNAMIC 2,0)	NA	NA	NA	NA	NA	
X-LED RGBW	NA	NA	NA	NA	NA	
PRECISE TEMP CONTROL	NA	NA	NA	NA	NA	
ANTI-MILD	YES	YES	YES	YES	YES	
SMART FEATURES	INSTALLER FRIENDLY PULL DOWN STRUCTURE	NA	NA	NA	NA	NA
	Wi-Fi (Ver 1,0 )	NA	NA	NA	NA	NA
	Wi-Fi (Ver 2,0 AI+)	NA	NA	NA	NA	YES
	OTA SOFTWARE UPDATE (with Wi-Fi APP)	NA	NA	NA	NA	YES
	GEO FENCING (with Wi-Fi APP)	NA	NA	NA	NA	YES
	GOOGLE ACTION	NA	NA	NA	NA	YES
	AMAZON ALEXA	NA	NA	NA	NA	YES
	AC SELF CHECK (With Wi-Fi App)	NA	NA	NA	NA	NA
	SMART SLEEP (With Wi-Fi App)	NA	NA	NA	NA	NA
	COMFORT MODE (With Wi-Fi App)	NA	NA	NA	NA	NA
	OTP INSTALLATION SETUP	NA	NA	NA	NA	NA
X-SENSE (AI)	NA	NA	NA	NA	NA	
CARRIER SMART OFFLINE VOICE CONTROL	NA	NA	NA	NA	NA	

3 Star Inverter Range - 2026

	PARAMETER (UNIT)	XCEL LUMO Gxi	XCEL LUMO Gxi	XCEL LUMO Gxi	XCEL LUMO Gxi	INDUS GXI
GENERAL	MODEL NO.	CAI12CL3R36F0	CAI18CL3R36F0	CAI19CL3R36F0	CAI24CL3R36F0	CAI24CL3R36F0
	TONNAGE CATEGORY T	1,0	1,5	1,5	2,0	2,0
	MAXIMUM CAPACITY RANGE (Watt)	4080	5400	5760	6580	6580
	FULL LOAD CAPACITY (100% Load Rated) (Watt)	3400	4800	5050	6000	6000
	HALF LOAD CAPACITY (50%) (Watt)	1700	2400	2525	3000	3000
	FULL LOAD POWER INPUT* (100% Load Rated) (Watt)	985	1435	1480	1780	1780
	HALF LOAD POWER INPUT*(50% Load) (Watt)	365	502	525	632	632
	ANNUAL POWER CONSUMPTION (kWh)	604.99	854.39	887.80	1068.29	1068.29
	LABEL PERIOD	"1st Jan,2026 - 31st Dec,2027"	"1st Jan,2026 - 31st Dec,2027"	"1st Jan,2026 - 31st Dec,2027"	"1st Jan,2026 - 31st Dec,2027"	"1st Jan,2026 - 31st Dec,2027"
	BEE STAR RATING***	3 Star	3 Star	3 Star	3 Star	3 Star
	ISEER VALUE (W/W)	4,35	4,35	4,40	4,35	4,35
	RATED POWER SUPPLY (V-Ph-Hz)	230 - 1 - 50	230 - 1 - 50	230 - 1 - 50	230 - 1 - 50	230 - 1 - 50
	RATED AMP (Amp)	4.3	6.3	6.5	7.8	7.8
	NET WEIGHT (kg) (IDU/ODU)	8.3/ 19	10.1 / 21	10.1 / 25.5	12.5/28	12.5 / 28
	AIR FLOW RATE (CFM)	380	580	580	700	700
	INDOOR NOISE LEVEL (H/M/L) (db)	40/38/32	42/40/37	42/40/37	46/44/39	46/44/39
	FAN MOTOR (INDOOR) (No. of Speeds)	4	4	4	4	4
WITH CONNECTING KIT PIPE	YES	YES	YES	YES	YES	
VALVE SIZE (inch)	3/8" x 1/4"	1/2" x 1/4"	1/2" x 1/4"	5/8" x 1/4"	5/8" x 1/4"	
OVERALL SIZE	MOISTURE REMOVAL RATE (kg/hr)	1,2	2,0	2,0	2,4	2,4
	INDOOR UNIT (HEIGHT) (mm)	275	275	275	315	315
	INDOOR UNIT (WIDTH) (mm)	800	940	940	1045	1045
	INDOOR UNIT (DEPTH) (mm)	188	205	205	235	235
	OUTDOOR UNIT (HEIGHT) (mm)	480	480	540	540	540
FILTERS	OUTDOOR UNIT (WIDTH) (mm)	720	720	790	790	790
	OUTDOOR UNIT (DEPTH-with GRILL) (mm)	270	270	280	280	280
	CONVENTIONAL HD FILTER	YES	YES	YES	YES	YES
	TOP HD FILTER (XPERT)	NA	NA	NA	NA	NA
	PM2.5 MICRON FILTER	YES	YES	YES	YES	YES
FEATURES	AG+ NANO FILTER	NA	NA	NA	NA	NA
	(AVG) ANTIVIRAL GUARD COATED FILTER	NA	NA	NA	NA	NA
	HYBRIDJET GRILL	NA	NA	NA	NA	NA
	HYBRIDJET GRILL (2.0)	YES	YES	YES	YES	YES
	REFRIGERANT	R32	R32	R32	R32	R32
	AIR DIRECTION CONTROL	YES	YES	YES	Yes	YES
	SECURITY LOCK	YES	YES	YES	Yes	YES
	IDU TEMP DISPLAY	Hidden Display	Hidden Display	Hidden Display	Hidden Display	Hidden Display
	REMOTE CONTROL TYPE	LCD Remote	LCD Remote	LCD Remote	LCD Remote	LCD Remote
	REMOTE BACKLIT (1,0)	YES	YES	YES	Yes	YES
	NEW REMOTE BACKLIT (2,0)	NA	NA	NA	NA	NA
	AUTO-OFF TIMER	YES	YES	YES	Yes	YES
	AUTO-ON TIMER	YES	YES	YES	Yes	YES
	SLEEP MODE	YES	YES	YES	Yes	YES
	REFRIGERANT LEAKAGE DETECTOR	YES	YES	YES	Yes	YES
	LOUVER POSITION MEMORY	YES	YES	YES	Yes	YES
	DRY MODE	YES	YES	YES	Yes	YES
	AUTO FAN SPEED	YES	YES	YES	Yes	YES
	INTELLIGENT CRF ALERT	YES	YES	YES	Yes	YES
	AUTO SWING	YES	YES	YES	Yes	YES
	AUTO CLEANER (DEFROST CLEAN)	YES	YES	YES	Yes	YES
	FOLLOW ME	YES	YES	YES	Yes	YES
	AUTO MODE	YES	YES	YES	Yes	YES
	AUTO RESTART	YES	YES	YES	Yes	YES
	DOUBLE DRAIN (EASY INSTALLATION)	YES	YES	YES	Yes	YES
	EASY INSTALLATION - SERVICE SUPPORT BRACKET IDU	NA	NA	NA	NA	NA
	FLEXICOOL (6-IN-1)	YES	YES	YES	YES	YES
	INSTA COOL/TURBO	YES	YES	YES	YES	YES
	MY MODE (FAVOURITE MODE)	YES	YES	YES	Yes	YES
	TEMP DISPLAY ON/OFF	YES	YES	YES	Yes	YES
	SILENT	NA	NA	NA	NA	NA
	4-WAY SWING	NA	NA	NA	NA	NA
ANTI CORROSION COATING (BLUE)	Evap- Hair pin in side	Evap- Hair pin in side	Evap- Hair pin in side	Evap- Hair pin in side	Evap- Hair pin in side	
HYDROPHILIC BLUE COIL	Evap & Cond both	Evap & Cond both	Evap & Cond both	Evap & Cond both	Evap & Cond both	
HIGH AMBIENT WORKING	55°C even at 195V	55°C even at 195V	55°C even at 195V	55°C even at 195V	55°C even at 195V	
HEAVY DUTY (100% RATED CAPACITY @43°C)	NA	NA	NA	NA	NA	
STABILIZER FREE OPERATION (EVEN @48°C, 135 V-280 V)	YES	YES	YES	Yes	YES	
KW / SED DISPLAY	KW display	KW display	KW display	KW display	KW display	
X-LED WHITE (DYNAMIC 2.0)	YES	YES	YES	YES	YES	
X-LED RGBW	NA	NA	NA	NA	NA	
PRECISE TEMP CONTROL	NA	NA	NA	NA	NA	
ANTI-MILD	YES	YES	YES	YES	YES	
SMART FEATURES	INSTALLER FRIENDLY PULL DOWN STRUCTURE	NA	NA	NA	NA	NA
	Wi-Fi (Ver 1.0 )	NA	NA	NA	NA	NA
	Wi-Fi (Ver 2.0 AI+)	NA	NA	NA	NA	NA
	OTA SOFTWARE UPDATE (with Wi-Fi APP)	NA	NA	NA	NA	NA
	GEO FENCING (with Wi-Fi APP)	NA	NA	NA	NA	NA
	GOOGLE ACTION	NA	NA	NA	NA	NA
	AMAZON ALEXA	NA	NA	NA	NA	NA
	AC SELF CHECK (With Wi-Fi App)	NA	NA	NA	NA	NA
	SMART SLEEP (With Wi-Fi App)	NA	NA	NA	NA	NA
	COMFORT MODE (With Wi-Fi App)	NA	NA	NA	NA	NA
OTP INSTALLATION SETUP	NA	NA	NA	NA	NA	
X-SENSE (AI)	NA	NA	NA	NA	NA	
CARRIER SMART OFFLINE VOICE CONTROL	NA	NA	NA	NA	NA	

3 Star Inverter Range - 2026

	PARAMETER (UNIT)	INDUS GXI	INDUS GXI	INDUS GXI	XPERT EDGE GXI	XPERT EDGE GXI
GENERAL	MODEL NO.	CAI18IN3R36F0	CAI19IN3R36F0	CAI24IN3R36F0	CAI12PE3R36F0	CAI18PE3R36F0
	TONNAGE CATEGORY T	1,5	1,5	2,0	1,0	1,5
	MAXIMUM CAPACITY RANGE (Watt)	5760	5760	6580	4080	5400
	FULL LOAD CAPACITY (100% Load Rated) (Watt)	4800	5050	6000	3450	4850
	HALF LOAD CAPACITY (50%) (Watt)	2400	2525	3000	1725	2425
	FULL LOAD POWER INPUT* (100% Load Rated) (Watt)	1435	1480	1780	1000	1450
	HALF LOAD POWER INPUT*(50% Load) (Watt)	502	525	632	370	497
	ANNUAL POWER CONSUMPTION (kWh)	854,39	887,80	1068,29	613,70	853,92
	LABEL PERIOD	"1st Jan,2026 - 31st Dec,2027"	"1st Jan,2026 - 31st Dec,2027"	"1st Jan,2026 - 31st Dec,2027"	"1st Jan,2026 - 31st Dec,2027"	"1st Jan,2026 - 31st Dec,2027"
	BEE STAR RATING***	3 Star	3 Star	3 Star	3 Star	3 Star
	ISEER VALUE (W/W)	4,35	4,40	4,35	4,35	4,40
	RATED POWER SUPPLY (V-Ph-Hz)	230 - 1 - 50	230 - 1 - 50	230 - 1 - 50	230 - 1 - 50	230 - 1 - 50
	RATED AMP (Amp)	6,3	6,5	7,8	4,4	6,4
	NET WEIGHT (Kg) (IDU/ODU)	10,1 / 21	10,1 / 25,5	12,5 / 28	10 / 21,7	11,4 / 21
	AIR FLOW RATE (CFM)	580	580	700	500	715
	INDOOR NOISE LEVEL (H/M/L) (db)	42/40/37	42/40/37	46/44/39	43/41/35	44/41/35
	FAN MOTOR (INDOOR) (No. of Speeds)	4	4	4	5	5
WITH CONNECTING KIT PIPE	YES	YES	YES	YES	YES	
VALVE SIZE (inch)	1/2" x 1/4"	1/2" x 1/4"	5/8" x 1/4"	3/8" x 1/4"	3/8" x 1/4"	
OVERALL SIZE	MOISTURE REMOVAL RATE (kg/hr)	2,0	2,0	2,4	1,2	2
	INDOOR UNIT (HEIGHT) (mm)	280	280	320	328	328
	INDOOR UNIT (WIDTH) (mm)	940	940	1046	870	990
	INDOOR UNIT (DEPTH) (mm)	213	213	240	227	250
	OUTDOOR UNIT (HEIGHT) (mm)	480	540	540	480	480
	OUTDOOR UNIT (WIDTH) (mm)	720	790	790	720	720
FILTERS	OUTDOOR UNIT (DEPTH-with GRILL) (mm)	270	280	280	270	270
	CONVENTIONAL HD FILTER	YES	YES	YES	NA	NA
	TOP HD FILTER (XPERT)	NA	NA	NA	YES	YES
	PM2.5 MICRON FILTER	NA	NA	NA	YES	YES
FEATURES	AG+ NANO FILTER	NA	NA	NA	NA	NA
	(AVG) ANTIVIRAL GUARD COATED FILTER	YES	YES	YES	NA	NA
	HYBRIDJET GRILL	NA	NA	NA	NA	NA
	HYBRIDJET GRILL (2.0)	YES	YES	YES	YES	YES
	REFRIGERANT	R32	R32	R32	R32	R32
	AIR DIRECTION CONTROL	YES	YES	YES	YES	YES
	SECURITY LOCK	YES	YES	YES	YES	YES
	IDU TEMP DISPLAY	Hidden Display	Hidden Display	Hidden Display	Hidden Display	Hidden Display
	REMOTE CONTROL TYPE	LCD Remote	LCD Remote	LCD Remote	LCD Remote	LCD Remote
	REMOTE BACKLIT (1.0)	YES	YES	YES	YES	YES
	NEW REMOTE BACKLIT (2.0)	NA	NA	NA	NA	NA
	AUTO-OFF TIMER	YES	YES	YES	YES	YES
	AUTO-ON TIMER	YES	YES	YES	YES	YES
	SLEEP MODE	YES	YES	YES	YES	YES
	REFRIGERANT LEAKAGE DETECTOR	YES	YES	YES	YES	YES
	LOUVER POSITION MEMORY	YES	YES	YES	YES	YES
	DRY MODE	YES	YES	YES	YES	YES
	AUTO FAN SPEED	YES	YES	YES	YES	YES
	INTELLIGENT CRF ALERT	YES	YES	YES	YES	YES
	AUTO SWING	YES	YES	YES	YES	YES
	AUTO CLEANER (DEFROST CLEAN)	YES	YES	YES	YES	YES
	FOLLOW ME	YES	YES	YES	YES	YES
	AUTO MODE	YES	YES	YES	YES	YES
	AUTO RESTART	YES	YES	YES	YES	YES
	DOUBLE DRAIN (EASY INSTALLATION)	YES	YES	YES	YES	YES
	EASY INSTALLATION - SERVICE SUPPORT BRACKET IDU	NA	NA	NA	YES	YES
	FLEXICOOL (6-IN-1)	YES	YES	YES	YES	YES
	INSTA COOL/TURBO	YES	YES	YES	YES	YES
	MY MODE (FAVOURITE MODE)	YES	YES	YES	YES	YES
	TEMP DISPLAY ON/OFF	YES	YES	YES	YES	YES
	SILENT	NA	NA	NA	YES	YES
	4-WAY SWING	NA	NA	NA	YES	YES
ANTI CORROSION COATING (BLUE)	Evap- Hair pin in side	Evap- Hair pin in side	Evap- Hair pin in side	Evap- Hair pin in side	Evap- Hair pin in side	
HYDROPHILIC BLUE COIL	Evap & Cond both	Evap & Cond both	Evap & Cond both	Evap & Cond both	Evap & Cond both	
HIGH AMBIENT WORKING	55°C even at 195V	55°C even at 195V	55°C even at 195V	55°C even at 195V	55°C even at 195V	
HEAVY DUTY (100% RATED CAPACITY @43°C)	NA	NA	NA	YES	YES	
STABILIZER FREE OPERATION (EVEN @48°C, 135 V-280 V)	YES	YES	YES	YES	YES	
KW / SED DISPLAY	KW display	KW display	KW display	KW display	KW display	
X-LED WHITE (DYNAMIC 2.0)	NA	NA	NA	NA	NA	
X-LED RGBW	NA	NA	NA	NA	NA	
PRECISE TEMP CONTROL	NA	NA	NA	NA	NA	
ANTI-MILD	YES	YES	YES	YES	YES	
SMART FEATURES	INSTALLER FRIENDLY PULL DOWN STRUCTURE	NA	NA	NA	NA	NA
	Wi-Fi (Ver 1.0 )	NA	NA	NA	NA	NA
	Wi-Fi (Ver 2.0 AI+)	NA	NA	NA	NA	NA
	OTA SOFTWARE UPDATE (with Wi-Fi APP)	NA	NA	NA	NA	NA
	GEO FENCING (with Wi-Fi APP)	NA	NA	NA	NA	NA
	GOOGLE ACTION	NA	NA	NA	NA	NA
	AMAZON ALEXA	NA	NA	NA	NA	NA
	AC SELF CHECK (With Wi-Fi App)	NA	NA	NA	NA	NA
	SMART SLEEP (With Wi-Fi App)	NA	NA	NA	NA	NA
	COMFORT MODE (With Wi-Fi App)	NA	NA	NA	NA	NA
	OTP INSTALLATION SETUP	NA	NA	NA	NA	NA
X-SENSE (AI)	NA	NA	NA	NA	NA	
CARRIER SMART OFFLINE VOICE CONTROL	NA	NA	NA	NA	NA	

3 Star Inverter Range - 2026

	PARAMETER (UNIT)	XPERT EDGE GXI	XPERT LUMO GXI	XPERT LUMO GXI	XCEED EDGE Gxi Wi-Fi	XCEED EDGE Gxi Wi-Fi (V Pro)
GENERAL	MODEL NO.	CAI19PE3R36F0	CAI12PL3R36F0	CAI19PL3R36F0	CAI12XD3R36W0	CAI18XV3R36W0
	TONNAGE CATEGORY T	1.5	1.0	1.5	1.0	1.5
	MAXIMUM CAPACITY RANGE (Watt)	5760	4080	5760	4080	5400
	FULL LOAD CAPACITY (100% Load Rated) (Watt)	5050	3450	5050	3450	4850
	HALF LOAD CAPACITY (50%) (Watt)	2525	1725	2525	1725	2425
	FULL LOAD POWER INPUT* (100% Load Rated) (Watt)	1480	1000	1480	1000	1450
	HALF LOAD POWER INPUT*(50% Load) (Watt)	525	370	525	370	497
	ANNUAL POWER CONSUMPTION (kWh)	887.8	613.70	887.8	613.7	853.92
	LABEL PERIOD	"1st Jan,2026 - 31st Dec,2027"	"1st Jan,2026 - 31st Dec,2027"	"1st Jan,2026 - 31st Dec,2027"	"1st Jan,2026 - 31st Dec,2027"	"1st Jan,2026 - 31st Dec,2027"
	BEE STAR RATING***	3 Star	3 Star	3 Star	3 Star	3 Star
	ISEER VALUE (W/W)	4.40	4.35	4.40	4.35	4.40
	RATED POWER SUPPLY (V-Ph-Hz)	230 - 1 - 50	230 - 1 - 50	230 - 1 - 50	230 - 1 - 50	230 - 1 - 50
	RATED AMP (Amp)	6.5	4.4	6.5	4.4	6.4
	NET WEIGHT (Kg) (IDU/ODU)	11.4/ 25.5	10/ 21.7	11.4/ 25.5	8.4 / 19	10.3 / 21
	AIR FLOW RATE (CFM)	715	500	715	500	715
	INDOOR NOISE LEVEL (H/M/L) (db)	44/41/35	43/41/35	44/41/35	40/38/32	46/44/38
	FAN MOTOR (INDOOR) (No. of Speeds)	5	5	5	5	5
	WITH CONNECTING KIT PIPE	YES	YES	YES	YES	YES
VALVE SIZE (inch)	1/2" x 1/4"	3/8" x 1/4"	1/2" x 1/4"	3/8" x 1/4"	3/8" x 1/4"	
OVERALL SIZE	MOISTURE REMOVAL RATE (kg/hr)	2	1.2	2	1.2	2
	INDOOR UNIT (HEIGHT) (mm)	328	328	328	285	306
	INDOOR UNIT (WIDTH) (mm)	990	870	990	820	985
	INDOOR UNIT (DEPTH) (mm)	250	227	250	205	217
	OUTDOOR UNIT (HEIGHT) (mm)	540	480	540	480	480
	OUTDOOR UNIT (WIDTH) (mm)	790	720	790	720	720
FILTERS	OUTDOOR UNIT (DEPTH-with GRILL) (mm)	270	270	270	270	270
	CONVENTIONAL HD FILTER	NA	NA	NA	YES	YES
	TOP HD FILTER (XPERT)	YES	YES	YES	NA	NA
	PM2.5 MICRON FILTER	YES	YES	YES	YES	YES
FEATURES	AG+ NANO FILTER	NA	NA	NA	NA	NA
	(AVG) ANTIVIRAL GUARD COATED FILTER	NA	NA	NA	NA	NA
	HYBRIDJET GRILL	NA	NA	NA	NA	NA
	HYBRIDJET GRILL (2.0)	YES	YES	YES	YES	YES
	REFRIGERANT	R32	R32	R32	R32	R32
	AIR DIRECTION CONTROL	YES	YES	YES	YES	YES
	SECURITY LOCK	YES	YES	YES	YES	YES
	IDU TEMP DISPLAY	Hidden Display	Hidden Display	Hidden Display	Hidden Display	Hidden Display
	REMOTE CONTROL TYPE	LCD Remote	LCD Remote	LCD Remote	LCD Remote	LCD Remote
	REMOTE BACKLIT (1.0)	YES	YES	YES	NA	NA
	NEW REMOTE BACKLIT (2.0)	NA	NA	NA	YES	YES
	AUTO-OFF TIMER	YES	YES	YES	YES	YES
	AUTO-ON TIMER	YES	YES	YES	YES	YES
	SLEEP MODE	YES	YES	YES	YES	YES
	REFRIGERANT LEAKAGE DETECTOR	YES	YES	YES	YES	YES
	LOUVER POSITION MEMORY	YES	YES	YES	YES	YES
	DRY MODE	YES	YES	YES	YES	YES
	AUTO FAN SPEED	YES	YES	YES	YES	YES
	INTELLIGENT CRF ALERT	YES	YES	YES	YES	YES
	AUTO SWING	YES	YES	YES	YES	YES
	AUTO CLEANER (DEFROST CLEAN)	YES	YES	YES	YES	YES
	FOLLOW ME	YES	YES	YES	YES	YES
	AUTO MODE	YES	YES	YES	YES	YES
	AUTO RESTART	YES	YES	YES	YES	YES
	DOUBLE DRAIN (EASY INSTALLATION)	YES	YES	YES	YES	YES
	EASY INSTALLATION - SERVICE SUPPORT BRACKET IDU	YES	YES	YES	YES	YES
	FLEXICOOL (6-IN-1)	YES	YES	YES	YES	YES
	INSTA COOL/TURBO	YES	YES	YES	YES	YES
	MY MODE (FAVOURITE MODE)	YES	YES	YES	YES	YES
	TEMP DISPLAY ON/OFF	YES	YES	YES	YES	YES
	SILENT	YES	YES	YES	YES	YES
	4-WAY SWING	YES	YES	YES	YES	YES
ANTI CORROSION COATING (BLUE)	Evap- Hair pin in side	Evap- Hair pin in side	Evap- Hair pin in side	Evap- Hair pin in side	Evap- Hair pin in side	
HYDROPHILIC BLUE COIL	Evap & Cond both	Evap & Cond both	Evap & Cond both	Evap & Cond both	Evap & Cond both	
HIGH AMBIENT WORKING	55°C even at 195V	55°C even at 195V	55°C even at 195V	55°C even at 195V	55°C even at 195V	
HEAVY DUTY (100% RATED CAPACITY @43°C)	YES	YES	YES	YES	YES	
STABILIZER FREE OPERATION (EVEN @48°C, 135 V-280 V)	YES	YES	YES	YES	YES	
KW / SED DISPLAY	KW display	KW display	KW display	KW display	KW display	
X-LED WHITE (DYNAMIC 2.0)	NA	YES	YES	NA	NA	
X-LED RGBW	NA	NA	NA	NA	NA	
PRECISE TEMP CONTROL	NA	NA	NA	YES	YES	
ANTI-MILD	YES	YES	YES	YES	YES	
SMART FEATURES	INSTALLER FRIENDLY PULL DOWN STRUCTURE	NA	NA	NA	YES	YES
	Wi-Fi (Ver 1.0 )	NA	NA	NA	NA	NA
	Wi-Fi (Ver 2.0 AI+)	NA	NA	NA	YES	YES
	OTA SOFTWARE UPDATE (with Wi-Fi APP)	NA	NA	NA	YES	YES
	GEO FENCING (with Wi-Fi APP)	NA	NA	NA	YES	YES
	GOOGLE ACTION	NA	NA	NA	YES	YES
	AMAZON ALEXA	NA	NA	NA	YES	YES
	AC SELF CHECK (With Wi-Fi App)	NA	NA	NA	YES	YES
	SMART SLEEP (With Wi-Fi App)	NA	NA	NA	YES	YES
	COMFORT MODE (With Wi-Fi App)	NA	NA	NA	YES	YES
	OTP INSTALLATION SETUP	NA	NA	NA	YES	YES
X-SENSE (AI)	NA	NA	NA	YES	YES	
CARRIER SMART OFFLINE VOICE CONTROL	NA	NA	NA	NA	YES	

3 Star Inverter Range - 2026

	PARAMETER (UNIT)	XCEED EDGE Gxi Wi-Fi	XCEED EDGE Gxi Wi-Fi	XCEED LUMO Gxi Wi-Fi (White)	XCEED LUMO Gxi Wi-Fi (White)	XCEED LUMO Gxi Wi-Fi (White)
GENERAL	MODEL NO.	CAI19XD3R36W0	CAI24XD3R36W0	CAI12XM3R36W0	CAI19XM3R36W0	CAI24XM3R36W0
	TONNAGE CATEGORY T	1.5	2.0	1.0	1.5	2.0
	MAXIMUM CAPACITY RANGE (Watt)	5760	6580	4080	5760	6580
	FULL LOAD CAPACITY (100% Load Rated) (Watt)	5050	6000	3450	5050	6000
	HALF LOAD CAPACITY (50%) (Watt)	2525	3000	1725	2525	3000
	FULL LOAD POWER INPUT* (100% Load Rated) (Watt)	1480	1780	1000	1480	1780
	HALF LOAD POWER INPUT*(50% Load) (Watt)	525	632	370	525	632
	ANNUAL POWER CONSUMPTION (kWh)	887.80	1068.29	613.7	887.80	1068.29
	LABEL PERIOD	"1st Jan,2026 - 31st Dec,2027"	"1st Jan,2026 - 31st Dec,2027"	"1st Jan,2026 - 31st Dec,2027"	"1st Jan,2026 - 31st Dec,2027"	"1st Jan,2026 - 31st Dec,2027"
	BEE STAR RATING***	3 Star	3 Star	3 Star	3 Star	3 Star
	ISEER VALUE (W/W)	4.40	4.35	4.35	4.40	4.35
	RATED POWER SUPPLY (V-Ph-Hz)	230 - 1 - 50	230 - 1 - 50	230 - 1 - 50	230 - 1 - 50	230 - 1 - 50
	RATED AMP (Amp)	6.5	7.8	4.4	6.5	7.8
	NET WEIGHT (Kg) (IDU/ODU)	10.3 / 25.5	13 / 28	8.4 / 19	10.3 / 25.5	13 / 28
	AIR FLOW RATE (CFM)	715	830	500	715	830
	INDOOR NOISE LEVEL (H/M/L) (db)	46/44/38	48/46/43	40/38/32	46/44/38	48/46/43
	FAN MOTOR (INDOOR) (No. of Speeds)	5	5	5	5	5
	WITH CONNECTING KIT PIPE	YES	YES	YES	YES	YES
VALVE SIZE (inch)	1/2" x 1/4"	5/8" x 1/4"	3/8" x 1/4"	1/2" x 1/4"	5/8" x 1/4"	
OVERALL SIZE	MOISTURE REMOVAL RATE (kg/hr)	2	2.4	1.2	2	2.4
	INDOOR UNIT (HEIGHT) (mm)	306	328	285	306	328
	INDOOR UNIT (WIDTH) (mm)	985	1065	820	985	1065
	INDOOR UNIT (DEPTH) (mm)	217	235	205	217	235
	OUTDOOR UNIT (HEIGHT) (mm)	540	540	480	540	540
	OUTDOOR UNIT (WIDTH) (mm)	790	790	720	790	790
FILTERS	OUTDOOR UNIT (DEPTH-with GRILL) (mm)	270	270	270	270	270
	CONVENTIONAL HD FILTER	YES	YES	YES	YES	YES
	TOP HD FILTER (XPERT)	NA	NA	NA	NA	NA
	PM2.5 MICRON FILTER	YES	YES	YES	YES	YES
FEATURES	AG+ NANO FILTER	NA	NA	NA	NA	NA
	(AVG) ANTIVIRAL GUARD COATED FILTER	NA	NA	NA	NA	NA
	HYBRIDJET GRILL	NA	NA	NA	NA	NA
	HYBRIDJET GRILL (2.0)	YES	YES	YES	YES	YES
	REFRIGERANT	R32	R32	R32	R32	R32
	AIR DIRECTION CONTROL	YES	YES	YES	YES	YES
	SECURITY LOCK	YES	YES	YES	YES	YES
	IDU TEMP DISPLAY	Hidden Display	Hidden Display	Hidden Display	Hidden Display	Hidden Display
	REMOTE CONTROL TYPE	LCD Remote	LCD Remote	LCD Remote	LCD Remote	LCD Remote
	REMOTE BACKLIT (1.0)	NA	NA	NA	NA	NA
	NEW REMOTE BACKLIT (2.0)	YES	YES	YES	YES	YES
	AUTO-OFF TIMER	YES	YES	YES	YES	YES
	AUTO-ON TIMER	YES	YES	YES	YES	YES
	SLEEP MODE	YES	YES	YES	YES	YES
	REFRIGERANT LEAKAGE DETECTOR	YES	YES	YES	YES	YES
	LOUVER POSITION MEMORY	YES	YES	YES	YES	YES
	DRY MODE	YES	YES	YES	YES	YES
	AUTO FAN SPEED	YES	YES	YES	YES	YES
	INTELLIGENT CRF ALERT	YES	YES	YES	YES	YES
	AUTO SWING	YES	YES	YES	YES	YES
	AUTO CLEANER (DEFROST CLEAN)	YES	YES	YES	YES	YES
	FOLLOW ME	YES	YES	YES	YES	YES
	AUTO MODE	YES	YES	YES	YES	YES
	AUTO RESTART	YES	YES	YES	YES	YES
	DOUBLE DRAIN (EASY INSTALLATION)	YES	YES	YES	YES	YES
	EASY INSTALLATION - SERVICE SUPPORT BRACKET IDU	YES	YES	YES	YES	YES
	FLEXICOOL (6-IN-1)	YES	YES	YES	YES	YES
	INSTA COOL/TURBO	YES	YES	YES	YES	YES
MY MODE (FAVOURITE MODE)	YES	YES	YES	YES	YES	
TEMP DISPLAY ON/OFF	YES	YES	YES	YES	YES	
SILENT	YES	YES	YES	YES	YES	
4-WAY SWING	YES	YES	YES	YES	YES	
ANTI CORROSION COATING (BLUE)	Evap- Hair pin in side	Evap- Hair pin in side	Evap- Hair pin in side	Evap- Hair pin in side	Evap- Hair pin in side	
HYDROPHILIC BLUE COIL	Evap & Cond both	Evap & Cond both	Evap & Cond both	Evap & Cond both	Evap & Cond both	
HIGH AMBIENT WORKING	55°C even at 195V	55°C even at 195V	55°C even at 195V	55°C even at 195V	55°C even at 195V	
HEAVY DUTY (100% RATED CAPACITY @43°C)	YES	YES	YES	YES	YES	
STABILIZER FREE OPERATION (EVEN @48°C, 135 V-280 V)	YES	YES	YES	YES	YES	
KW / SED DISPLAY	KW display	KW display	KW display	KW display	KW display	
X-LED WHITE (DYNAMIC 2.0)	NA	NA	YES	YES	YES	
X-LED RGBW	NA	NA	NA	NA	NA	
PRECISE TEMP CONTROL	YES	YES	YES	YES	YES	
ANTI-MILD	YES	YES	YES	YES	YES	
SMART FEATURES	INSTALLER FRIENDLY PULL DOWN STRUCTURE	YES	YES	YES	YES	YES
	Wi-Fi (Ver 1.0 )	NA	NA	NA	NA	NA
	Wi-Fi (Ver 2.0 AI+)	YES	YES	YES	YES	YES
	OTA SOFTWARE UPDATE (with Wi-Fi APP)	YES	YES	YES	YES	YES
	GEO FENCING (with Wi-Fi APP)	YES	YES	YES	YES	YES
	GOOGLE ACTION	YES	YES	YES	YES	YES
	AMAZON ALEXA	YES	YES	YES	YES	YES
	AC SELF CHECK (With Wi-Fi App)	YES	YES	YES	YES	YES
	SMART SLEEP (With Wi-Fi App)	YES	YES	YES	YES	YES
	COMFORT MODE (With Wi-Fi App)	YES	YES	YES	YES	YES
OTP INSTALLATION SETUP	YES	YES	YES	YES	YES	
X-SENSE (AI)	YES	YES	YES	YES	YES	
CARRIER SMART OFFLINE VOICE CONTROL	NA	NA	NA	NA	NA	

3 Star Inverter Range - 2026

	PARAMETER (UNIT)	XCEED LUMO Gxi Wi-Fi (AL RGBW)	XCEED LUMO Gxi Wi-Fi (AL RGBW)	XCEED LUMO Gxi Wi-Fi (AL RGBW)
GENERAL	MODEL NO.	CAI12XA3R36W0	CAI19XA3R36W0	CAI24XA3R36W0
	TONNAGE CATEGORY T	1,0	1,5	2,0
	MAXIMUM CAPACITY RANGE (Watt)	4080	5760	6580
	FULL LOAD CAPACITY (100% Load Rated) (Watt)	3450	5050	6000
	HALF LOAD CAPACITY (50%) (Watt)	1725	2525	3000
	FULL LOAD POWER INPUT* (100% Load Rated) (Watt)	1000	1480	1780
	HALF LOAD POWER INPUT*(50% Load) (Watt)	370	525	632
	ANNUAL POWER CONSUMPTION (kWh)	613.7	887.80	1068.29
	LABEL PERIOD	"1st Jan,2026 - 31st Dec,2027"	"1st Jan,2026 - 31st Dec,2027"	"1st Jan,2026 - 31st Dec,2027"
	BEE STAR RATING***	3 Star	3 Star	3 Star
	ISEER VALUE (W/W)	4.35	4.40	4.35
	RATED POWER SUPPLY (V-Ph-Hz)	230 - 1 - 50	230 - 1 - 50	230 - 1 - 50
	RATED AMP (Amp)	4,4	6,5	7,8
	NET WEIGHT (Kg) (IDU/ODU)	8,4 / 19	10,3 / 25,5	13 / 28
	AIR FLOW RATE (CFM)	500	715	830
	INDOOR NOISE LEVEL (H/M/L) (db)	40/38/32	46/44/38	48/46/43
FAN MOTOR (INDOOR) (No. of Speeds)	5	5	5	
WITH CONNECTING KIT PIPE	YES	YES	YES	
VALVE SIZE (inch)	3/8" x 1/4"	1/2" x 1/4"	5/8" x 1/4"	
OVERALL SIZE	MOISTURE REMOVAL RATE (kg/hr)	1.2	2	2.4
	INDOOR UNIT (HEIGHT) (mm)	285	306	328
	INDOOR UNIT (WIDTH) (mm)	820	985	1065
	INDOOR UNIT (DEPTH) (mm)	205	217	235
	OUTDOOR UNIT (HEIGHT) (mm)	480	540	540
FILTERS	OUTDOOR UNIT (WIDTH) (mm)	720	790	790
	OUTDOOR UNIT (DEPTH-with GRILL) (mm)	270	270	270
	CONVENTIONAL HD FILTER	YES	YES	YES
	TOP HD FILTER (XPERT)	NA	NA	NA
FEATURES	PM2.5 MICRON FILTER	YES	YES	YES
	AG+ NANO FILTER	NA	NA	NA
	(AVG) ANTIVIRAL GUARD COATED FILTER	NA	NA	NA
	HYBRIDJET GRILL	NA	NA	NA
	HYBRIDJET GRILL (2.0)	YES	YES	YES
	REFRIGERANT	R32	R32	R32
	AIR DIRECTION CONTROL	YES	YES	YES
	SECURITY LOCK	YES	YES	YES
	IDU TEMP DISPLAY	Hidden Display	Hidden Display	Hidden Display
	REMOTE CONTROL TYPE	LCD Remote	LCD Remote	LCD Remote
	REMOTE BACKLIT (1.0)	NA	NA	NA
	NEW REMOTE BACKLIT (2.0)	YES	YES	YES
	AUTO-OFF TIMER	YES	YES	YES
	AUTO-ON TIMER	YES	YES	YES
	SLEEP MODE	YES	YES	YES
	REFRIGERANT LEAKAGE DETECTOR	YES	YES	YES
	LOUVER POSITION MEMORY	YES	YES	YES
	DRY MODE	YES	YES	YES
	AUTO FAN SPEED	YES	YES	YES
	INTELLIGENT CRF ALERT	YES	YES	YES
	AUTO SWING	YES	YES	YES
	AUTO CLEANER (DEFROST CLEAN)	YES	YES	YES
	FOLLOW ME	YES	YES	YES
	AUTO MODE	YES	YES	YES
	AUTO RESTART	YES	YES	YES
	DOUBLE DRAIN (EASY INSTALLATION)	YES	YES	YES
	EASY INSTALLATION - SERVICE SUPPORT BRACKET IDU	YES	YES	YES
	FLEXICOOL (6-IN-1)	YES	YES	YES
	INSTA COOL/TURBO	YES	YES	YES
	MY MODE (FAVOURITE MODE)	YES	YES	YES
	TEMP DISPLAY ON/OFF	YES	YES	YES
	SILENT	YES	YES	YES
4-WAY SWING	YES	YES	YES	
ANTI CORROSION COATING (BLUE)	Evap- Hair pin in side	Evap- Hair pin in side	Evap- Hair pin in side	
HYDROPHILIC BLUE COIL	Evap & Cond both	Evap & Cond both	Evap & Cond both	
HIGH AMBIENT WORKING	55°C even at 195V	55°C even at 195V	55°C even at 195V	
HEAVY DUTY (100% RATED CAPACITY @43°C)	YES	YES	YES	
STABILIZER FREE OPERATION (EVEN @48°C, 135 V-280 V)	YES	YES	YES	
KW / SED DISPLAY	KW display	KW display	KW display	
X-LED WHITE (DYNAMIC 2.0)	NA	NA	NA	
X-LED RGBW	YES	YES	YES	
PRECISE TEMP CONTROL	YES	YES	YES	
ANTI-MILD	YES	YES	YES	
SMART FEATURES	INSTALLER FRIENDLY PULL DOWN STRUCTURE	YES	YES	YES
	Wi-Fi (Ver 1.0 )	NA	NA	NA
	Wi-Fi (Ver 2.0 AI+)	YES	YES	YES
	OTA SOFTWARE UPDATE (with Wi-Fi APP)	YES	YES	YES
	GEO FENCING (with Wi-Fi APP)	YES	YES	YES
	GOOGLE ACTION	YES	YES	YES
	AMAZON ALEXA	YES	YES	YES
	AC SELF CHECK (With Wi-Fi App)	YES	YES	YES
	SMART SLEEP (With Wi-Fi App)	YES	YES	YES
	COMFORT MODE (With Wi-Fi App)	YES	YES	YES
OTP INSTALLATION SETUP	YES	YES	YES	
X-SENSE (AI)	YES	YES	YES	
CARRIER SMART OFFLINE VOICE CONTROL	NA	NA	NA	

5 Star Inverter Range - 2026

	PARAMETER (UNIT)	XCEL EDGE Gxi	XCEL EDGE Gxi	XCEL EDGE Gxi	XCEL LUMO Gxi Wi-Fi	XCEL LUMO Gxi Wi-Fi
GENERAL	MODEL NO.	CAI12CE5R36F0	CAI18CE5R36F0	CAI24CE5R36F0	CAI12CL5R36W0	CAI18CL5R36W0
	TONNAGE CATEGORY T	1,0	1,5	2,0	1,0	1,5
	MAXIMUM CAPACITY RANGE (Watt)	4080	5400	6580	4080	5400
	FULL LOAD CAPACITY (100% Load Rated) (Watt)	3400	4800	6000	3400	4800
	HALF LOAD CAPACITY (50%) (Watt)	1700	2400	3000	1700	2400
	FULL LOAD POWER INPUT* (100% Load Rated) (Watt)	745	1100	1450	745	1100
	HALF LOAD POWER INPUT*(50% Load) (Watt)	290	394	470	290	394
	ANNUAL POWER CONSUMPTION (kWh)	470.04	663.31	828.89	470.04	663.31
	LABEL PERIOD	"1st Jan,2026 - 31st Dec,2027"	"1st Jan,2026 - 31st Dec,2027"	"1st Jan,2026 - 31st Dec,2027"	"1st Jan,2026 - 31st Dec,2027"	"1st Jan,2026 - 31st Dec,2027"
	BEE STAR RATING***	5 Star	5 Star	5 Star	5 Star	5 Star
	ISEER VALUE (W/W)	5.60	5.60	5.60	5.60	5.60
	RATED POWER SUPPLY (V-Ph-Hz)	230 - 1 - 50	230 - 1 - 50	230 - 1 - 50	230 - 1 - 50	230 - 1 - 50
	RATED AMP (Amp)	3,3	4,8	6,3	3,3	4,8
	NET WEIGHT (Kg) (IDU/ODU)	10,3 / 23,6	11,5 / 32	12,5 / 38,5	10,3 / 23,6	11,5 / 32
	AIR FLOW RATE (CFM)	580	600	700	580	600
	INDOOR NOISE LEVEL (H/M/L) (db)	40/38/32	44/42/38	46/44/38	40/38/32	44/42/38
	FAN MOTOR (INDOOR) (No. of Speeds)	4	4	4	4	4
	WITH CONNECTING KIT PIPE	YES	YES	YES	YES	YES
VALVE SIZE (inch)	1/2" x 1/4"	1/2" x 1/4"	5/8" x 1/4"	1/2" x 1/4"	1/2" x 1/4"	
OVERALL SIZE	MOISTURE REMOVAL RATE (kg/hr)	1,2	2,0	2,4	1,2	2,0
	INDOOR UNIT (HEIGHT) (mm)	275	324	315	275	324
	INDOOR UNIT (WIDTH) (mm)	940	965	1045	940	965
	INDOOR UNIT (DEPTH) (mm)	205	234	235	205	234
	OUTDOOR UNIT (HEIGHT) (mm)	540	645	645	540	645
FILTERS	OUTDOOR UNIT (WIDTH) (mm)	790	890	890	790	890
	OUTDOOR UNIT (DEPTH-with GRILL) (mm)	270	355	355	270	355
	CONVENTIONAL HD FILTER	YES	YES	YES	YES	YES
	TOP HD FILTER (XPERT)	NA	NA	NA	NA	NA
	PM2,5 MICRON FILTER	YES	YES	YES	YES	YES
FEATURES	AG+ NANO FILTER	NA	NA	NA	NA	NA
	(AVG) ANTIVIRAL GUARD COATED FILTER	NA	NA	NA	NA	NA
	HYBRIDJET GRILL	NA	NA	NA	NA	NA
	HYBRIDJET GRILL (2.0)	NA	NA	NA	YES	YES
	REFRIGERANT	R32	R32	R32	R32	R32
	AIR DIRECTION CONTROL	YES	YES	YES	YES	YES
	SECURITY LOCK	YES	YES	YES	YES	YES
	IDU TEMP DISPLAY	Hidden Display	Hidden Display	Hidden Display	Hidden Display	Hidden Display
	REMOTE CONTROL TYPE	LCD Remote	LCD Remote	LCD Remote	LCD Remote	LCD Remote
	REMOTE BACKLIT (1,0)	YES	YES	YES	YES	YES
	NEW REMOTE BACKLIT (2,0)	NA	NA	NA	NA	NA
	AUTO-OFF TIMER	YES	YES	YES	YES	YES
	AUTO-ON TIMER	YES	YES	YES	YES	YES
	SLEEP MODE	YES	YES	YES	YES	YES
	REFRIGERANT LEAKAGE DETECTOR	YES	YES	YES	YES	YES
	LOUVER POSITION MEMORY	YES	YES	YES	YES	YES
	DRY MODE	YES	YES	YES	YES	YES
	AUTO FAN SPEED	YES	YES	YES	YES	YES
	INTELLIGENT CRF ALERT	YES	YES	YES	YES	YES
	AUTO SWING	YES	YES	YES	YES	YES
	AUTO CLEANER (DEFROST CLEAN)	YES	YES	YES	YES	YES
	FOLLOW ME	YES	YES	YES	YES	YES
	AUTO MODE	YES	YES	YES	YES	YES
	AUTO RESTART	YES	YES	YES	YES	YES
	DOUBLE DRAIN (EASY INSTALLATION)	YES	YES	YES	YES	YES
	EASY INSTALLATION - SERVICE SUPPORT BRACKET IDU	NA	NA	NA	NA	NA
	FLEXICOOL (6-IN-1)	YES	YES	YES	YES	YES
	INSTA COOL/TURBO	YES	YES	YES	YES	YES
MY MODE (FAVOURITE MODE)	YES	YES	YES	YES	YES	
TEMP DISPLAY ON/OFF	YES	YES	YES	YES	YES	
SILENT	NA	NA	NA	NA	NA	
4-WAY SWING	NA	NA	NA	NA	NA	
ANTI CORROSION COATING (BLUE)	Evap- Hair pin in side	Evap- Hair pin in side	Evap- Hair pin in side	Evap- Hair pin in side	Evap- Hair pin in side	
HYDROPHILIC BLUE COIL	Evap & Cond both	Evap & Cond both	Evap only	Evap & Cond both	Evap & Cond both	
HIGH AMBIENT WORKING	52°C	52°C	52°C	55°C even at 195V	55°C even at 195V	
HEAVY DUTY (100% RATED CAPACITY @43°C)	YES	YES	YES	YES	YES	
STABILIZER FREE OPERATION (EVEN @48°C, 135 V-280 V)	YES	YES	YES	YES	YES	
kW / SED DISPLAY	KW display	KW display	KW display	KW display	KW display	
X-LED WHITE (DYNAMIC 2.0)	NA	NA	NA	YES	YES	
X-LED RGBW	NA	NA	NA	NA	NA	
PRECISE TEMP CONTROL	NA	NA	NA	NA	NA	
ANTI-MILD	YES	YES	YES	YES	YES	
SMART FEATURES	INSTALLER FRIENDLY PULL DOWN STRUCTURE	NA	NA	NA	NA	NA
	Wi-Fi (Ver 1,0 )	NA	NA	NA	NA	NA
	Wi-Fi (Ver 2,0 Ai+)	NA	NA	NA	YES	YES
	OTA SOFTWARE UPDATE (with Wi-Fi APP)	NA	NA	NA	YES	YES
	GEO FENCING (with Wi-Fi APP)	NA	NA	NA	YES	YES
	GOOGLE ACTION	NA	NA	NA	YES	YES
	AMAZON ALEXA	NA	NA	NA	YES	YES
	AC SELF CHECK (With Wi-Fi App)	NA	NA	NA	NA	NA
	SMART SLEEP (With Wi-Fi App)	NA	NA	NA	NA	NA
	COMFORT MODE (With Wi-Fi App)	NA	NA	NA	NA	NA
	OTP INSTALLATION SETUP	NA	NA	NA	NA	NA
X-SENSE (AI)	NA	NA	NA	NA	NA	
CARRIER SMART OFFLINE VOICE CONTROL	NA	NA	NA	NA	NA	

5 Star Inverter Range - 2026

	PARAMETER (UNIT)	XCEL LUMO Gxi Wi-Fi	INDUS Gxi SMART	INDUS GXI SMART	INDUS Gxi SMART	XPERT EDGE GXI Wi-Fi
GENERAL	MODEL NO.	CAI24CL5R36W0	CAI12IN5R36W0	CAI18IN5R36W0	CAI24IN5R36W0	CAI12PE5R36W0
	TONNAGE CATEGORY T	2.0	1.0	1.5	2.0	1.0
	MAXIMUM CAPACITY RANGE (Watt)	6580	4080	5400	6580	4080
	FULL LOAD CAPACITY (100% Load Rated) (Watt)	6000	3400	4800	6000	3400
	HALF LOAD CAPACITY (50%) (Watt)	3000	1700	2400	3000	1700
	FULL LOAD POWER INPUT* (100% Load Rated) (Watt)	1450	745	1100	1450	745
	HALF LOAD POWER INPUT*(50% Load) (Watt)	470	290	394	470	290
	ANNUAL POWER CONSUMPTION (kWh)	828.89	470.04	663.31	828.89	470.04
	LABEL PERIOD	"1st Jan,2026 - 31st Dec,2027"	"1st Jan,2026 - 31st Dec,2027"	"1st Jan,2026 - 31st Dec,2027"	"1st Jan,2026 - 31st Dec,2027"	"1st Jan,2026 - 31st Dec,2027"
	BEE STAR RATING***	5 Star	5 Star	5 Star	5 Star	5 Star
	ISEER VALUE (W/W)	5.60	5.60	5.60	5.60	5.60
	RATED POWER SUPPLY (V-Ph-Hz)	230 - 1 - 50	230 - 1 - 50	230 - 1 - 50	230 - 1 - 50	230 - 1 - 50
	RATED AMP (Amp)	6.3	3.3	4.8	6.3	3.3
	NET WEIGHT (Kg) (IDU/ODU)	12.5 / 38.5	10.3 / 23.6	11.5 / 32	12.5 / 38.5	10 / 23.6
	AIR FLOW RATE (CFM)	700	580	600	700	500
	INDOOR NOISE LEVEL (H/M/L) (db)	46/44/38	40/38/32	44/42/38	46/44/38	43/41/35
	FAN MOTOR (INDOOR) (No. of Speeds)	4	4	4	4	5
WITH CONNECTING KIT PIPE	YES	YES	YES	YES	YES	
VALVE SIZE (inch)	5/8" x 1/4"	1/2" x 1/4"	1/2" x 1/4"	5/8" x 1/4"	1/2" x 1/4"	
OVERALL SIZE	MOISTURE REMOVAL RATE (kg/hr)	2.4	1.2	2.0	2.4	1.2
	INDOOR UNIT (HEIGHT) (mm)	315	280	324	320	328
	INDOOR UNIT (WIDTH) (mm)	1045	940	965	1046	870
	INDOOR UNIT (DEPTH) (mm)	235	213	234	240	227
	OUTDOOR UNIT (HEIGHT) (mm)	645	540	645	645	540
FILTERS	OUTDOOR UNIT (WIDTH) (mm)	890	790	890	890	790
	OUTDOOR UNIT (DEPTH-with GRILL) (mm)	355	270	355	355	270
	CONVENTIONAL HD FILTER	YES	YES	YES	YES	NA
	TOP HD FILTER (XPERT)	NA	NA	NA	NA	YES
	PM2.5 MICRON FILTER	YES	NA	NA	NA	YES
FEATURES	AG+ NANO FILTER	NA	NA	NA	NA	NA
	(AVG) ANTIVIRAL GUARD COATED FILTER	NA	YES	YES	YES	NA
	HYBRIDJET GRILL	NA	NA	NA	NA	NA
	HYBRIDJET GRILL (2.0)	YES	YES	YES	YES	YES
	REFRIGERANT	R32	R32	R32	R32	R32
	AIR DIRECTION CONTROL	YES	YES	YES	YES	YES
	SECURITY LOCK	YES	YES	YES	YES	YES
	IDU TEMP DISPLAY	Hidden Display	Hidden Display	Hidden Display	Hidden Display	Hidden Display
	REMOTE CONTROL TYPE	LCD Remote	LCD Remote	LCD Remote	LCD Remote	LCD Remote
	REMOTE BACKLIT (1.0)	YES	YES	YES	YES	YES
	NEW REMOTE BACKLIT (2.0)	NA	NA	NA	NA	NA
	AUTO-OFF TIMER	YES	YES	YES	YES	YES
	AUTO-ON TIMER	YES	YES	YES	YES	YES
	SLEEP MODE	YES	YES	YES	YES	YES
	REFRIGERANT LEAKAGE DETECTOR	YES	YES	YES	YES	YES
	LOUVER POSITION MEMORY	YES	YES	YES	YES	YES
	DRY MODE	YES	YES	YES	YES	YES
	AUTO FAN SPEED	YES	YES	YES	YES	YES
	INTELLIGENT CRF ALERT	YES	YES	YES	YES	YES
	AUTO SWING	YES	YES	YES	YES	YES
	AUTO CLEANER (DEFROST CLEAN)	YES	YES	YES	YES	YES
	FOLLOW ME	YES	YES	YES	YES	YES
	AUTO MODE	YES	YES	YES	YES	YES
	AUTO RESTART	YES	YES	YES	YES	YES
	DOUBLE DRAIN (EASY INSTALLATION)	YES	YES	YES	YES	YES
	EASY INSTALLATION - SERVICE SUPPORT BRACKET IDU	NA	NA	NA	NA	YES
	FLEXICOOL (6-IN-1)	YES	YES	YES	YES	YES
INSTA COOL/TURBO	YES	YES	YES	YES	YES	
MY MODE (FAVOURITE MODE)	YES	YES	YES	YES	YES	
TEMP DISPLAY ON/OFF	YES	YES	YES	YES	YES	
SILENT	NA	NA	NA	NA	YES	
4-WAY SWING	NA	NA	NA	NA	YES	
ANTI CORROSION COATING (BLUE)	Evap- Hair pin in side	Evap- Hair pin in side	Evap- Hair pin in side	Evap- Hair pin in side	Evap- Hair pin in side	
HYDROPHILIC BLUE COIL	Evap only	Evap & Cond both	Evap & Cond both	Evap only	Evap & Cond both	
HIGH AMBIENT WORKING	55°C even at 195V	55°C even at 195V	55°C even at 195V	55°C even at 195V	55°C even at 195V	
HEAVY DUTY (100% RATED CAPACITY @43°C)	YES	YES	YES	YES	YES	
STABILIZER FREE OPERATION (EVEN @48°C, 135 V-280 V)	YES	YES	YES	YES	YES	
kW / SED DISPLAY	KW display	KW display	KW display	KW display	KW display	
X-LED WHITE (DYNAMIC 2.0)	YES	NA	NA	NA	NA	
X-LED RGBW	NA	NA	NA	NA	NA	
PRECISE TEMP CONTROL	NA	NA	NA	NA	NA	
ANTI-MILD	YES	YES	YES	YES	YES	
SMART FEATURES	INSTALLER FRIENDLY PULL DOWN STRUCTURE	NA	NA	NA	NA	NA
	Wi-Fi (Ver 1.0 )	NA	NA	NA	NA	NA
	Wi-Fi (Ver 2.0 AI+)	YES	YES	YES	YES	YES
	OTA SOFTWARE UPDATE (with Wi-Fi APP)	YES	YES	YES	YES	YES
	GEO FENCING (with Wi-Fi APP)	YES	YES	YES	YES	YES
	GOOGLE ACTION	YES	YES	YES	YES	YES
	AMAZON ALEXA	YES	YES	YES	YES	YES
	AC SELF CHECK (With Wi-Fi App)	NA	NA	NA	NA	NA
	SMART SLEEP (With Wi-Fi App)	NA	NA	NA	NA	NA
	COMFORT MODE (With Wi-Fi App)	NA	NA	NA	NA	NA
OTP INSTALLATION SETUP	NA	NA	NA	NA	NA	
X-SENSE (AI)	NA	NA	NA	NA	NA	
CARRIER SMART OFFLINE VOICE CONTROL	NA	NA	NA	NA	NA	

5 Star Inverter Range - 2026

	PARAMETER (UNIT)	XPERT EDGE GXi Wi-Fi	XPERT LUMO GXi Wi-Fi	XPERT LUMO GXi Wi-Fi	XCEED EDGE Gxi Wi-Fi	XCEED EDGE Gxi Wi-Fi
GENERAL	MODEL NO.	CAI19PE5R36W0	CAI12PL5R36W0	CAI19PL5R36W0	CAI12XD5R36W0	CAI19XD5R36W0
	TONNAGE CATEGORY T	1.5	1.0	1.5	1.0	1.5
	MAXIMUM CAPACITY RANGE (Watt)	5760	4080	5760	4080	5760
	FULL LOAD CAPACITY (100% Load Rated) (Watt)	5000	3400	5000	3400	5000
	HALF LOAD CAPACITY (50%) (Watt)	2500	1700	2500	1700	2500
	FULL LOAD POWER INPUT* (100% Load Rated) (Watt)	1130	745	1130	745	1130
	HALF LOAD POWER INPUT*(50% Load) (Watt)	415	290	415	290	415
	ANNUAL POWER CONSUMPTION (kWh)	690.69	470.04	690.69	470.04	690.69
	LABEL PERIOD	"1st Jan,2026 - 31st Dec,2027"	"1st Jan,2026 - 31st Dec,2027"	"1st Jan,2026 - 31st Dec,2027"	"1st Jan,2026 - 31st Dec,2027"	"1st Jan,2026 - 31st Dec,2027"
	BEE STAR RATING***	5 Star	5 Star	5 Star	5 Star	5 Star
	ISEER VALUE (W/W)	5.60	5.60	5.60	5.60	5.60
	RATED POWER SUPPLY (V-Ph-Hz)	230 - 1 - 50	230 - 1 - 50	230 - 1 - 50	230 - 1 - 50	230 - 1 - 50
	RATED AMP (Amp)	5.0	3.3	5.0	3.3	5.0
	NET WEIGHT (Kg) (IDU/ODU)	11.5/ 32	10 / 23.6	11.5/ 32	8.4 / 23.6	10.5 / 32
	AIR FLOW RATE (CFM)	715	500	715	500	715
	INDOOR NOISE LEVEL (H/M/L) (db)	45/42/38	43/41/35	45/42/38	40/38/32	46/44/38
	FAN MOTOR (INDOOR) (No. of Speeds)	5	5	5	5	5
WITH CONNECTING KIT PIPE	YES	YES	YES	YES	YES	
VALVE SIZE (inch)	1/2" x 1/4"	1/2" x 1/4"	1/2" x 1/4"	1/2" x 1/4"	1/2" x 1/4"	
OVERALL SIZE	MOISTURE REMOVAL RATE (kg/hr)	2	1.2	2	1.2	2
	INDOOR UNIT (HEIGHT) (mm)	328	328	328	285	306
	INDOOR UNIT (WIDTH) (mm)	990	870	990	820	985
	INDOOR UNIT (DEPTH) (mm)	250	227	250	205	217
	OUTDOOR UNIT (HEIGHT) (mm)	645	540	645	540	645
FILTERS	OUTDOOR UNIT (WIDTH) (mm)	890	790	890	790	890
	OUTDOOR UNIT (DEPTH-with GRILL) (mm)	355	270	355	270	355
	CONVENTIONAL HD FILTER	NA	NA	NA	YES	YES
	TOP HD FILTER (XPERT)	YES	YES	YES	NA	NA
FEATURES	PM2.5 MICRON FILTER	YES	YES	YES	YES	YES
	AG+ NANO FILTER	NA	NA	NA	NA	NA
	(AVG) ANTIVIRAL GUARD COATED FILTER	NA	NA	NA	NA	NA
	HYBRIDJET GRILL	NA	NA	NA	NA	NA
	HYBRIDJET GRILL (2.0)	YES	YES	YES	YES	YES
	REFRIGERANT	R32	R32	R32	R32	R32
	AIR DIRECTION CONTROL	YES	YES	YES	YES	YES
	SECURITY LOCK	YES	YES	YES	YES	YES
	IDU TEMP DISPLAY	Hidden Display	Hidden Display	Hidden Display	Hidden Display	Hidden Display
	REMOTE CONTROL TYPE	LCD Remote	LCD Remote	LCD Remote	LCD Remote	LCD Remote
	REMOTE BACKLIT (1.0)	YES	YES	YES	NA	NA
	NEW REMOTE BACKLIT (2.0)	NA	NA	NA	YES	YES
	AUTO-OFF TIMER	YES	YES	YES	YES	YES
	AUTO-ON TIMER	YES	YES	YES	YES	YES
	SLEEP MODE	YES	YES	YES	YES	YES
	REFRIGERANT LEAKAGE DETECTOR	YES	YES	YES	YES	YES
	LOUVER POSITION MEMORY	YES	YES	YES	YES	YES
	DRY MODE	YES	YES	YES	YES	YES
	AUTO FAN SPEED	YES	YES	YES	YES	YES
	INTELLIGENT CRF ALERT	YES	YES	YES	YES	YES
	AUTO SWING	YES	YES	YES	YES	YES
	AUTO CLEANER (DEFROST CLEAN)	YES	YES	YES	YES	YES
	FOLLOW ME	YES	YES	YES	YES	YES
	AUTO MODE	YES	YES	YES	YES	YES
	AUTO RESTART	YES	YES	YES	YES	YES
	DOUBLE DRAIN (EASY INSTALLATION)	YES	YES	YES	YES	YES
	EASY INSTALLATION - SERVICE SUPPORT BRACKET IDU	YES	YES	YES	YES	YES
FLEXICOOL (6-IN-1)	YES	YES	YES	YES	YES	
INSTA COOL/TURBO	YES	YES	YES	YES	YES	
MY MODE (FAVOURITE MODE)	YES	YES	YES	YES	YES	
TEMP DISPLAY ON/OFF	YES	YES	YES	YES	YES	
SILENT	YES	YES	YES	YES	YES	
4-WAY SWING	YES	YES	YES	YES	YES	
ANTI CORROSION COATING (BLUE)	Evap- Hair pin in side	Evap- Hair pin in side	Evap- Hair pin in side	Evap- Hair pin in side	Evap- Hair pin in side	
HYDROPHILIC BLUE COIL	Evap & Cond both	Evap & Cond both	Evap & Cond both	Evap & Cond both	Evap & Cond both	
HIGH AMBIENT WORKING	55°C even at 195V	55°C even at 195V	55°C even at 195V	55°C even at 195V	55°C even at 195V	
HEAVY DUTY (100% RATED CAPACITY @43°C)	YES	YES	YES	YES	YES	
STABILIZER FREE OPERATION (EVEN @48°C, 135 V-280 V)	YES	YES	YES	YES	YES	
kW / SED DISPLAY	KW display	KW display	KW display	KW display	KW display	
X-LED WHITE (DYNAMIC 2.0)	NA	YES	YES	NA	NA	
X-LED RGBW	NA	NA	NA	NA	NA	
PRECISE TEMP CONTROL	NA	NA	NA	YES	YES	
ANTI-MILD	YES	YES	YES	YES	YES	
SMART FEATURES	INSTALLER FRIENDLY PULL DOWN STRUCTURE	NA	NA	NA	YES	YES
	Wi-Fi (Ver 1.0 )	NA	NA	NA	NA	NA
	Wi-Fi (Ver 2.0 AI+)	YES	YES	YES	YES	YES
	OTA SOFTWARE UPDATE (with Wi-Fi APP)	YES	YES	YES	YES	YES
	GEO FENCING (with Wi-Fi APP)	YES	YES	YES	YES	YES
	GOOGLE ACTION	YES	YES	YES	YES	YES
	AMAZON ALEXA	YES	YES	YES	YES	YES
	AC SELF CHECK (With Wi-Fi App)	NA	NA	NA	YES	YES
	SMART SLEEP (With Wi-Fi App)	NA	NA	NA	YES	YES
	COMFORT MODE (With Wi-Fi App)	NA	NA	NA	YES	YES
OTP INSTALLATION SETUP	NA	NA	NA	YES	YES	
X-SENSE (AI)	NA	NA	NA	YES	YES	
CARRIER SMART OFFLINE VOICE CONTROL	NA	NA	NA	NA	NA	

5 Star Inverter Range - 2026

	PARAMETER (UNIT)	XCEED EDGE Gxi Wi-Fi	XCEED LUMO Gxi Wi-Fi (White)	XCEED LUMO Gxi Wi-Fi (White)	XCEED LUMO Gxi Wi-Fi (White)	XCEED LUMO Gxi Wi-Fi (AL RGBW)
GENERAL	MODEL NO.	CAI24XD5R36W0	CAI12XM5R36W0	CAI19XM5R36W0	CAI24XM5R36W0	CAI12XA5R36W0
	TONNAGE CATEGORY T	2.0	1.0	1.0	2.0	1.0
	MAXIMUM CAPACITY RANGE (Watt)	6580	4080	5760	6580	4080
	FULL LOAD CAPACITY (100% Load Rated) (Watt)	6000	3400	5000	6000	3400
	HALF LOAD CAPACITY (50%) (Watt)	3000	1700	2500	3000	1700
	FULL LOAD POWER INPUT* (100% Load Rated) (Watt)	1390	745	1130	1390	745
	HALF LOAD POWER INPUT*(50% Load) (Watt)	480	290	415	480	290
	ANNUAL POWER CONSUMPTION (kWh)	821.86	470.04	690.69	821.86	470.04
	LABEL PERIOD	"1st Jan,2026 - 31st Dec,2027"	"1st Jan,2026 - 31st Dec,2027"	"1st Jan,2026 - 31st Dec,2027"	"1st Jan,2026 - 31st Dec,2027"	"1st Jan,2026 - 31st Dec,2027"
	BEE STAR RATING***	5 Star	5 Star	5 Star	5 Star	5 Star
	ISEER VALUE (W/W)	5.65	5.60	5.60	5.65	5.60
	RATED POWER SUPPLY (V-Ph-Hz)	230 - 1 - 50	230 - 1 - 50	230 - 1 - 50	230 - 1 - 50	230 - 1 - 50
	RATED AMP (Amp)	6.1	3.3	5.0	6.1	3.3
	NET WEIGHT (Kg) (IDU/ODU)	13 / 38.5	8.4 / 23.6	10.5 / 32	13 / 38.5	8.4 / 23.6
	AIR FLOW RATE (CFM)	830	500	715	830	500
	INDOOR NOISE LEVEL (H/M/L) (db)	48/46/43	40/38/32/30	46/44/38/3	48/46/43	40/38/32
	FAN MOTOR (INDOOR) (No. of Speeds)	5	5	5	5	5
	WITH CONNECTING KIT PIPE	YES	YES	YES	YES	YES
VALVE SIZE (inch)	5/8" x 1/4"	1/2" x 1/4"	1/2" x 1/4"	5/8" x 1/4"	1/2" x 1/4"	
OVERALL SIZE	MOISTURE REMOVAL RATE (kg/hr)	2.4	1.2	2	2.4	1.2
	INDOOR UNIT (HEIGHT) (mm)	328	285	306	328	285
	INDOOR UNIT (WIDTH) (mm)	1065	820	985	1065	820
	INDOOR UNIT (DEPTH) (mm)	235	205	217	235	205
	OUTDOOR UNIT (HEIGHT) (mm)	645	540	645	645	540
	OUTDOOR UNIT (WIDTH) (mm)	890	790	890	890	790
FILTERS	OUTDOOR UNIT (DEPTH-with GRILL) (mm)	355	270	355	355	270
	CONVENTIONAL HD FILTER	YES	YES	YES	YES	YES
	TOP HD FILTER (XPRT)	NA	NA	NA	NA	NA
	PM2.5 MICRON FILTER	YES	YES	YES	YES	YES
FEATURES	AG+ NANO FILTER	NA	NA	NA	NA	NA
	(AVG) ANTIVIRAL GUARD COATED FILTER	NA	NA	NA	NA	NA
	HYBRIDJET GRILL	NA	NA	NA	NA	NA
	HYBRIDJET GRILL (2.0)	YES	YES	YES	YES	YES
	REFRIGERANT	R32	R32	R32	R32	R32
	AIR DIRECTION CONTROL	YES	YES	YES	YES	YES
	SECURITY LOCK	YES	YES	YES	YES	YES
	IDU TEMP DISPLAY	Hidden Display	Hidden Display	Hidden Display	Hidden Display	Hidden Display
	REMOTE CONTROL TYPE	LCD Remote	LCD Remote	LCD Remote	LCD Remote	LCD Remote
	REMOTE BACKLIT (1.0)	NA	NA	NA	NA	NA
	NEW REMOTE BACKLIT (2.0)	YES	YES	YES	YES	YES
	AUTO-OFF TIMER	YES	YES	YES	YES	YES
	AUTO-ON TIMER	YES	YES	YES	YES	YES
	SLEEP MODE	YES	YES	YES	YES	YES
	REFRIGERANT LEAKAGE DETECTOR	YES	YES	YES	YES	YES
	LOUVER POSITION MEMORY	YES	YES	YES	YES	YES
	DRY MODE	YES	YES	YES	YES	YES
	AUTO FAN SPEED	YES	YES	YES	YES	YES
	INTELLIGENT CRF ALERT	YES	YES	YES	YES	YES
	AUTO SWING	YES	YES	YES	YES	YES
	AUTO CLEANER (DEFROST CLEAN)	YES	YES	YES	YES	YES
	FOLLOW ME	YES	YES	YES	YES	YES
	AUTO MODE	YES	YES	YES	YES	YES
	AUTO RESTART	YES	YES	YES	YES	YES
	DOUBLE DRAIN (EASY INSTALLATION)	YES	YES	YES	YES	YES
	EASY INSTALLATION - SERVICE SUPPORT BRACKET IDU	YES	YES	YES	YES	YES
	FLEXICOOL (6-IN-1)	YES	YES	YES	YES	YES
	INSTA COOL/TURBO	YES	YES	YES	YES	YES
	MY MODE (FAVOURITE MODE)	YES	YES	YES	YES	YES
	TEMP DISPLAY ON/OFF	YES	YES	YES	YES	YES
	SILENT	YES	YES	YES	YES	YES
	4-WAY SWING	YES	YES	YES	YES	YES
ANTI CORROSION COATING (BLUE)	Evap- Hair pin in side	Evap- Hair pin in side	Evap- Hair pin in side	Evap- Hair pin in side	Evap- Hair pin in side	
HYDROPHILIC BLUE COIL	Evap only	Evap & Cond both	Evap & Cond both	Evap only	Evap & Cond both	
HIGH AMBIENT WORKING	55°C even at 195V	55°C even at 195V	55°C even at 195V	55°C even at 195V	55°C even at 195V	
HEAVY DUTY (100% RATED CAPACITY @43°C)	YES	YES	YES	YES	YES	
STABILIZER FREE OPERATION (EVEN @48°C, 135 V-280 V)	YES	YES	YES	YES	YES	
KW / SED DISPLAY	KW display	KW display	KW display	KW display	KW display	
X-LED WHITE (DYNAMIC 2.0)	NA	YES	YES	YES	NA	
X-LED RGBW	NA	NA	NA	NA	YES	
PRECISE TEMP CONTROL	YES	YES	YES	YES	YES	
ANTI-MILD	YES	YES	YES	YES	YES	
SMART FEATURES	INSTALLER FRIENDLY PULL DOWN STRUCTURE	YES	YES	YES	YES	YES
	Wi-Fi (Ver 1.0 )	NA	NA	NA	NA	NA
	Wi-Fi (Ver 2.0 AI+)	YES	YES	YES	YES	YES
	OTA SOFTWARE UPDATE (with Wi-Fi APP)	YES	YES	YES	YES	YES
	GEO FENCING (with Wi-Fi APP)	YES	YES	YES	YES	YES
	GOOGLE ACTION	YES	YES	YES	YES	YES
	AMAZON ALEXA	YES	YES	YES	YES	YES
	AC SELF CHECK (With Wi-Fi App)	YES	YES	YES	YES	YES
	SMART SLEEP (With Wi-Fi App)	YES	YES	YES	YES	YES
	COMFORT MODE (With Wi-Fi App)	YES	YES	YES	YES	YES
	OTP INSTALLATION SETUP	YES	YES	YES	YES	YES
X-SENSE (AI)	YES	YES	YES	YES	YES	
CARRIER SMART OFFLINE VOICE CONTROL	NA	NA	NA	NA	NA	

5 Star Inverter Range - 2026

	PARAMETER (UNIT)	XCEED LUMO Gxi Wi-Fi (AL RGBW)	XCEED LUMO Gxi Wi-Fi (AL RGBW)
GENERAL	MODEL NO.	CAI19XA5R36W0	CAI24XA5R36W0
	TONNAGE CATEGORY T	1.5	2.0
	MAXIMUM CAPACITY RANGE (Watt)	5760	6580
	FULL LOAD CAPACITY (100% Load Rated) (Watt)	5000	6000
	HALF LOAD CAPACITY (50%) (Watt)	2500	3000
	FULL LOAD POWER INPUT* (100% Load Rated) (Watt)	1130	1390
	HALF LOAD POWER INPUT*(50% Load) (Watt)	415	480
	ANNUAL POWER CONSUMPTION (kWh)	690,69	821,86
	LABEL PERIOD	"1st Jan,2026 - 31st Dec,2027"	"1st Jan,2026 - 31st Dec,2027"
	BEE STAR RATING***	5 Star	5 Star
	ISEER VALUE (W/W)	5,60	5,65
	RATED POWER SUPPLY (V-Ph-Hz)	230 - 1 - 50	230 - 1 - 50
	RATED AMP (Amp)	5.0	6.1
	NET WEIGHT (Kg) (IDU/ODU)	10,5 / 32	13 / 38,5
	AIR FLOW RATE (CFM)	715	830
	INDOOR NOISE LEVEL (H/M/L) (db)	46/44/38	48/46/43
	FAN MOTOR (INDOOR) (No. of Speeds)	5	5
WITH CONNECTING KIT PIPE	YES	YES	
VALVE SIZE (inch)	1/2" x 1/4"	5/8" x 1/4"	
OVERALL SIZE	MOISTURE REMOVAL RATE (kg/hr)	2	2,4
	INDOOR UNIT (HEIGHT) (mm)	306	328
	INDOOR UNIT (WIDTH) (mm)	985	1065
	INDOOR UNIT (DEPTH) (mm)	217	235
	OUTDOOR UNIT (HEIGHT) (mm)	645	645
FILTERS	OUTDOOR UNIT (WIDTH) (mm)	890	890
	OUTDOOR UNIT (DEPTH-with GRILL) (mm)	355	355
	CONVENTIONAL HD FILTER	YES	YES
	TOP HD FILTER (XPRT)	NA	NA
	PM2,5 MICRON FILTER	YES	YES
FEATURES	AG+ NANO FILTER	NA	NA
	(AVG) ANTIVIRAL GUARD COATED FILTER	NA	NA
	HYBRIDJET GRILL	NA	NA
	HYBRIDJET GRILL (2,0)	YES	YES
	REFRIGERANT	R32	R32
	AIR DIRECTION CONTROL	YES	YES
	SECURITY LOCK	YES	YES
	IDU TEMP DISPLAY	Hidden Display	Hidden Display
	REMOTE CONTROL TYPE	LCD Remote	LCD Remote
	REMOTE BACKLIT (1,0)	NA	NA
	NEW REMOTE BACKLIT (2,0)	YES	YES
	AUTO-OFF TIMER	YES	YES
	AUTO-ON TIMER	YES	YES
	SLEEP MODE	YES	YES
	REFRIGERANT LEAKAGE DETECTOR	YES	YES
	LOUVER POSITION MEMORY	YES	YES
	DRY MODE	YES	YES
	AUTO FAN SPEED	YES	YES
	INTELLIGENT CRF ALERT	YES	YES
	AUTO SWING	YES	YES
	AUTO CLEANER (DEFROST CLEAN)	YES	YES
	FOLLOW ME	YES	YES
	AUTO MODE	YES	YES
	AUTO RESTART	YES	YES
	DOUBLE DRAIN (EASY INSTALLATION)	YES	YES
	EASY INSTALLATION - SERVICE SUPPORT BRACKET IDU	YES	YES
	FLEXICOOL (6-IN-1)	YES	YES
	INSTA COOL/TURBO	YES	YES
	MY MODE (FAVOURITE MODE)	YES	YES
	TEMP DISPLAY ON/OFF	YES	YES
	SILENT	YES	YES
	4-WAY SWING	YES	YES
ANTI CORROSION COATING (BLUE)	Evap- Hair pin in side	Evap- Hair pin in side	
HYDROPHILIC BLUE COIL	Evap & Cond both	Evap only	
HIGH AMBIENT WORKING	55°C even at 195V	55°C even at 195V	
HEAVY DUTY (100% RATED CAPACITY @43°C)	YES	YES	
STABILIZER FREE OPERATION (EVEN @48°C, 135 V-280 V)	YES	YES	
kW / SED DISPLAY	KW display	KW display	
X-LED WHITE (DYNAMIC 2,0)	NA	NA	
X-LED RGBW	YES	YES	
PRECISE TEMP CONTROL	YES	YES	
ANTI-MILD	YES	YES	
SMART FEATURES	INSTALLER FRIENDLY PULL DOWN STRUCTURE	YES	YES
	Wi-Fi (Ver 1,0 )	NA	NA
	Wi-Fi (Ver 2,0 AI+)	YES	YES
	OTA SOFTWARE UPDATE (with Wi-Fi APP)	YES	YES
	GEO FENCING (with Wi-Fi APP)	YES	YES
	GOOGLE ACTION	YES	YES
	AMAZON ALEXA	YES	YES
	AC SELF CHECK (With Wi-Fi App)	YES	YES
	SMART SLEEP (With Wi-Fi App)	YES	YES
	COMFORT MODE (With Wi-Fi App)	YES	YES
	OTP INSTALLATION SETUP	YES	YES
	X-SENSE (AI)	YES	YES
CARRIER SMART OFFLINE VOICE CONTROL	NA	NA	

2 & 3 Star Fixed Speed Range - 2026

	PARAMETER (UNIT)	INDUS GX	INDUS GX	INDUS GX	INDUS GX	INDUS GX
GENERAL	MODEL NO.	CAS13IN2R36F0	CAS19IN2R36F0	CAS19IN2R36F1	CAS18IN3R36F0	CAS24IN2R36F0
	TONNAGE CATEGORY T	1.0	1.5	1.5	1.5	2.0
	RATED CAPACITY* (Watt)	3600	5200	5200	5000	6050
	NOMINAL COOLING / HEATING POWER INPUT* (Watt)	940	1350	1350	1150	1570
	ANNUAL POWER (kWh)	727.66	1045.04	1045.04	890.22	1215.35
	LABEL PERIOD	"1st Jan,2026 - 31st Dec,2027"	"1st Jan,2026 - 31st Dec,2027"	"1st Jan,2026 - 31st Dec,2027"	"1st Jan,2026 - 31st Dec,2027"	"1st Jan,2026 - 31st Dec,2027"
	BEE STAR RATING***	2 Star	2 Star	2 Star	3 Star	2 Star
	ISEER VALUE (W/W)	3.83	3.85	3.85	4.35	3.85
	RATED POWER SUPPLY (V-Ph-Hz)	230 - 1 - 50	230 - 1 - 50	230 - 1 - 50	230 - 1 - 50	230 - 1 - 50
	RATED AMP (Amp)	4.1	5.9	5.9	5.1	6.9
	NET WEIGHT (Kgs) (IDU/ODU)	8.3 / 28	11.5 / 33.5	11.5 / 33.5	11.5 / 38	12.5 / 43.6
	AIR FLOW RATE CFM	400	700	700	700	700
	OVERALL SIZE	INDOOR NOISE LEVEL (H/M/L) (db)	40/38/32	44/42/38	44/42/38	44/42/38
FAN MOTOR (INDOOR) No.of Speeds		4	4	4	4	4
WITH CONNECTING KIT PIPE		YES	YES	YES	YES	YES
VALVE SIZE (inch)		1/2" x 1/4"	1/2" x 1/4"	1/2" x 1/4"	1/2" x 1/4"	5/8" x 1/4"
INDOOR UNIT (HEIGHT) (mm)		282	324	324	324	320
INDOOR UNIT (WIDTH) (mm)		800	965	965	965	1046
FILTERS	INDOOR UNIT (DEPTH) (mm)	192	234	234	234	240
	OUTDOOR UNIT (HEIGHT) (mm)	540	540	540	700	700
	OUTDOOR UNIT (WIDTH) (mm)	790	790	790	845	845
	OUTDOOR UNIT (DEPTH-with Grill) (mm)	270	270	270	310	310
	HD Filter	YES	YES	YES	YES	YES
FEATURES	PM 2.5 MICRON FILTER	NA	NA	NA	NA	NA
	AG+ NANO FILTER	NA	NA	NA	NA	NA
	HYPER PROTECTIVE FILTER	NA	NA	NA	NA	NA
	(AVG) ANTIVIRAL GUARD COATED FILTER	YES	YES	YES	YES	YES
	HYBRIDJET GRILL	NA	NA	NA	NA	NA
	REFRIGERANT	R32	R32	R32	R32	R32
	AIR DIRECTION CONTROL	YES	YES	YES	YES	YES
	SECURITY LOCK	YES	YES	YES	YES	YES
	IDU TEMP DISPLAY	Hidden Display	Hidden Display	Hidden Display	Hidden Display	Hidden Display
	REMOTE CONTROL TYPE	LCD Remote	LCD Remote	LCD Remote	LCD Remote	LCD Remote
	REMOTE BACKLIT	YES	YES	YES	YES	YES
	AUTO OFF TIMER	YES	YES	YES	YES	YES
	AUTO ON TIMER	YES	YES	YES	YES	YES
	SLEEP MODE	YES	YES	YES	YES	YES
	REFRIGERANT LEAKAGE DETECTOR	YES	YES	YES	YES	YES
	LOUVER POSITION MEMORY	YES	YES	YES	YES	YES
	DRY MODE	YES	YES	YES	YES	YES
	AUTO FAN SPEED	YES	YES	YES	YES	YES
	INTELLIGENT CRF ALERT	YES	YES	YES	YES	YES
	AUTO SWING	YES	YES	YES	YES	YES
	AUTO CLEANER (Defrost clean)	YES	YES	YES	YES	YES
	FOLLOW ME	NA	NA	NA	NA	NA
	AUTO MODE	YES	YES	YES	YES	YES
AUTO RESTART	YES	YES	YES	YES	YES	
TURBO MODE	YES	YES	YES	YES	YES	
DOUBLE DRAIN (EASY INSTALLATION)	YES	YES	YES	YES	YES	
MANUAL ON/OFF BUTTON	YES	YES	YES	YES	YES	
MY MODE (FAVOURITE MODE)	NA	NA	NA	NA	NA	
HIGH AMBIENT WORKING (at 230V rated)	52°C	52°C	52°C	52°C	52°C	
IDU DISPLAY ON/OFF	YES	YES	YES	YES	YES	
SUMMER CHILL	NA	NA	NA	NA	NA	
SILENT	NA	NA	NA	NA	NA	
4-WAY SWING	NA	NA	NA	NA	NA	
ANTI CORROSION COATING (BLUE)	Evap- Hair pin in side	Evap- Hair pin in side	Evap- Hair pin in side	Evap- Hair pin in side	Evap- Hair pin in side	

3 Star H & C Inverter Range - 2026

	PARAMETER (UNIT)	INDUS H&C	INDUS H&C
GENERAL	MODEL NO.	CAI18IN3R36HO	CAI24IN3R36HO
	TONNAGE CATEGORY T	1.5	2.0
	MAXIMUM CAPACITY (Watt)		
	COOLING CAPACITY (FULL LOAD/HALF LOAD) (Watt)	4800/2400	6000/3000
	HEATING CAPACITY (FULL LOAD) (Watt)	5000	6000
	COOLING POWER INPUT (FULL LOAD/HALF LOAD) (Watt)	1435	1780
	HEATING POWER INPUT (FULL LOAD) (Watt)	502	632
	ANNUAL POWER CONSUMPTION-COOLING ONLY (kWh)	854.39	1068.29
	LABEL PERIOD	"1st Jan,2026 - 31st Dec,2027"	"1st Jan,2026 - 31st Dec,2027"
	BEE STAR RATING***	3 Star	3 Star
	ISEER VALUE (W/W)	4.35	4.35
	RATED POWER SUPPLY (V-Ph-Hz)	230 - 1 - 50	230 - 1 - 50
	RATED AMP (Amp)	6.3	7.8
	NET WEIGHT Kg (IDU/ODU)	11.5 / 27.5	12.5 / 29
	AIR FLOW RATE (CFM)	685	700
	INDOOR NOISE LEVEL (H/M/L) (db)	49/46/43	46/44/39
	FAN MOTOR (INDOOR) (No.of Speeds)	4	4
	WITH CONNECTING KIT PIPE	YES	YES
	VALVE SIZE (inch)	1/2" x 1/4"	5/8" x 1/4"
	MOISTURE REMOVAL RATE (kg/hr)	2.0	2.4
OVERALL SIZE	INDOOR UNIT (HEIGHT) (mm)	324	315
	INDOOR UNIT (WIDTH) (mm)	965	1045
	INDOOR UNIT (DEPTH) (mm)	234	235
	OUTDOOR UNIT (HEIGHT) (mm)	540	540
	OUTDOOR UNIT (WIDTH) (mm)	790	790
	OUTDOOR UNIT (DEPTH-with Grill) (mm)	280	280
FILTERS	HD FILTER	YES	YES
	PM2.5 MICRON FILTER (3M Brand)	NA	NA
	PM2.5 MICRON FILTER	NA	NA
	AG+ NANO FILTER	NA	NA
	(AVG) ANTIVIRAL GUARD COATED FILTER	YES	YES
FEATURES	HYBRIDJET GRILL	NA	NA
	HYBRIDJET GRILL (2.0)	YES	YES
	TURBO MODE	NA	NA
	REFRIGERANT	R32	R32
	AIR DIRECTION CONTROL	YES	YES
	SECURITY LOCK	YES	YES
	IDU TEMP DISPLAY	Hidden Display	Hidden Display
	REMOTE CONTROL TYPE	LCD Remote	LCD Remote
	REMOTE BACKLIT (1.0)	YES	YES
	AUTO-OFF TIMER	YES	YES
	AUTO-ON TIMER	YES	YES
	SLEEP MODE	YES	YES
	REFRIGERANT LEAKAGE DETECTOR	YES	YES
	LOUVER POSITION MEMORY	NA	NA
	DRY MODE	YES	YES
	AUTO FAN SPEED	YES	YES
	INTELLIGENT CRF ALERT	YES	YES
	AUTO SWING	YES	YES
	AUTO CLEANER (Defrost Clean)	YES	YES
	FOLLOW ME	YES	YES
	AUTO MODE	YES	YES
	AUTO RESTART	YES	YES
	DOUBLE DRAIN (EASY INSTALLATION)	YES	YES
	FLEXICOOL (6-IN-1)	YES	YES
	INSTA COOL	YES	YES
	Wi Fi (Optional)	NA	NA
	GOOGLE ACTION (Optional)	NA	NA
	AMAZON ALEXA (Optional)	NA	NA
	REFRIGERANT COOLING PCB	NA	NA
	MY Mode (Favourite mode)	YES	YES
	TEMP DISPLAY ON/OFF	YES	YES
	ANTI CORROSION COATING (BLUE)	Evap- Hair pin in side	Evap- Hair pin in side
	HYDROPHILIC BLUE COIL	Evap & Cond both	Evap & Cond both
HIGH AMBIENT WORKING	55°C even at 195V	55°C even at 195V	
STABILIZER FREE OPERATION (Even @48°C, 135 V-280 V)	YES	YES	
OPERATING RANGE	0 deg / 55 Deg	0 deg / 55 Deg	
KW DISPLAY	KW display- Flexicool	KW display- Flexicool	

3 Star WRAC Inverter Range - 2026

	PARAMETER (UNIT)	ESTRELLA GXi	ESTRELLA GXi (P)
GENERAL	MODEL NO.	CIW19EC3R36F0	CIW19EC3R36F1
	TONNAGE CATEGORY T	1,5	1,5
	LABEL PERIOD	"1st Jan,2026 - 31st Dec,2029"	"1st Jan,2026 - 31st Dec,2029"
	BEE STAR RATING***	3 Star	3 STAR
	FULL LOAD CAPACITY	5100	5000
	HALF LOAD CAPACITY	2550	2500
	FULL LOAD POWER INPUT*	1680	1666
	HALF LOAD POWER INPUT*	750	730
	ANNUAL POWER CONSUMPTION (kWh)	1143,69	1122,36
	ISEER VALUE (W/W)	3,45	3,45
	RATED POWER SUPPLY (Volts/Ph/Hz)	230 - 1 - 50	230 - 1 - 50
	RATED CURRENT (Amp)	7,5	7,4
	AIR FLOW RATE (CFM)	500	450
OVERALL SIZE	NOISE LEVEL (H/M/L)	H-56/ L- 54	56/54/52
	OVERALL HEIGHT (mm)	430	430
	OVERALL WIDTH (mm)	660	660
	OVERALL DEPTH (mm)	660	660
	NET WEIGHT (Kg)	42,5	42
	FAN MOTOR (# of speeds)	3	3
FILTERS	ELECTROSTATIC FILTER	NA	NA
	ZEOLITE FILTER	NA	NA
	CHARCOAL / ACTIVE CARBON FILTER	NA	NA
	VITAMIN C FILTER	NA	NA
	DUST FILTER	YES	YES
FEATURES	AIR DIRECTION	2 Way	2 Way
	WINDOW TYPE	Conventional	Conventional
	CONTROL TYPE	LCD Remote	LCD Remote
	ROOM TEMPERATURE DISPLAY	YES	YES
	AUTO-OFF TIMER	YES	YES
	AUTO-ON TIMER	YES	YES
	SLEEP MODE	YES	YES
	DRY MODE	YES	YES
	TURBO MODE	YES	YES
	AUTO FAN SPEED	YES	YES
	ENERGY SAVER MODE	YES	YES
	EXHAUST COMMAND	NA	NA
	SMART TIME GUARD	NA	NA
	AUTO SWING	YES	YES
	AUTO RESTART	YES	YES
	REFRIGERANT	R32	R32
	FLEXICOOL	NA	YES
	Wi Fi (Optional)	NA	NA
	GOOGLE ACTION(Optional)	NA	NA
	AMAZON ALEXA (Optional)	NA	NA
HIGH AMBIENT WORKING	52°C	52°C	
STABILIZER FREE OPERATION (Even @48°C	YES	YES	
ANTI CORROSION COATING (BLUE)	Evap- Hair pin in side	Evap- Hair pin in side	

5 Star WRAC Inverter Range - 2026

	PARAMETER (UNIT)	ESTRELLA GXi	ESTRELLA PLATINUM-X GXi
GENERAL	MODEL NO.	CIW19EC5R36F0	CIW19EP5R36F0
	TONNAGE CATEGORY T	1,5	1,5
	LABEL PERIOD	"1st Jan,2026 - 31st Dec,2029"	"1st Jan,2026 - 31st Dec,2029"
	BEE STAR RATING***	5 STAR	5 STAR
	FULL LOAD CAPACITY	5150	5150
	HALF LOAD CAPACITY	2575	2575
	FULL LOAD POWER INPUT*	1560	1583
	HALF LOAD POWER INPUT*	683	675
	ANNUAL POWER CONSUMPTION (kWh)	1050,47	1050,35
	ISEER VALUE (W/W)	3,80	3,80
	RATED POWER SUPPLY (Volts/Ph/Hz)	230 - 1 - 50	230 - 1 - 50
	RATED CURRENT (Amp)	6,8	7,0
	AIR FLOW RATE (CFM)	480	450
OVERALL SIZE	NOISE LEVEL (H/M/L)	H-56/ L- 54	H-54
	OVERALL HEIGHT (mm)	430	430
	OVERALL WIDTH (mm)	660	660
	OVERALL DEPTH (mm)	770	750
	NET WEIGHT (Kg)	41	41,5
	FAN MOTOR (# of speeds)	3	3
FILTERS	ELECTROSTATIC FILTER	NA	NA
	ZEOLITE FILTER	NA	NA
	CHARCOAL / ACTIVE CARBON FILTER	NA	NA
	VITAMIN C FILTER	NA	NA
	DUST FILTER	YES	YES
FEATURES	AIR DIRECTION	2 Way	4 Way
	WINDOW TYPE	Conventional	TOP THROW
	CONTROL TYPE	LCD Remote	LCD Remote
	ROOM TEMPERATURE DISPLAY	YES	YES
	AUTO-OFF TIMER	YES	YES
	AUTO-ON TIMER	YES	YES
	SLEEP MODE	YES	YES
	DRY MODE	YES	YES
	TURBO MODE	YES	YES
	AUTO FAN SPEED	YES	YES
	ENERGY SAVER MODE	YES	YES
	EXHAUST COMMAND	NA	NA
	SMART TIME GUARD	NA	NA
	AUTO SWING	YES	YES
	AUTO RESTART	YES	YES
	REFRIGERANT	R32	R32
	FLEXICOOL	NA	YES
	Wi Fi (Optional)	NA	NA
	GOOGLE ACTION(Optional)	NA	NA
	AMAZON ALEXA (Optional)	NA	NA
HIGH AMBIENT WORKING	52°C	52°C	
STABILIZER FREE OPERATION (Even @48°C	YES	YES	
ANTI CORROSION COATING (BLUE)	Evap- Hair pin in side	Evap- Hair pin in side	

2 Star WRAC Fixed Speed Range - 2026

	PARAMETER (UNIT)	ESTRELLA Gx	ESTRELLA Gx	ESTRELLA Gx
GENERAL	MODEL NO.	CAW12EC2R36F0	CAW19EC2R36F0	CAW24EC2R36F0
	TONNAGE CATEGORY T	1,0	1,5	2,0
	LABEL PERIOD	"1st Jan,2026 - 31st Dec,2029"	"1st Jan,2026 - 31st Dec,2029"	"1st Jan,2026 - 31st Dec,2029"
	BEE STAR RATING***	2 Star	2 Star	2 Star
	RATED CAPACITY* (Watt)	3300	5000	6000
	NOMINAL POWER INPUT* (Watt)	1050	1558	1875
	ANNUAL POWER CONSUMPTION (kWh)	812,81	1206,06	1451,45
	ISEER VALUE (W/W)	3,14	3,21	3,20
	RATED POWER SUPPLY (Volts/Ph/Hz)	230 - 1 - 50	230 - 1 - 50	230 - 1 - 50
	NET WEIGHT (Kg)	42	54	60,5
	OVERALL HEIGHT (mm)	375	470	470
	OVERALL WIDTH (mm)	560	660	660
	OVERALL DEPTH (mm)	620	700	770
	AIR FLOW RATE (CFM)	300	500	650
NOISE LEVEL (H/M/L) (dB) (A)	H-48/ L- 46	56/54/52	60/59/58	
OVERALL SIZE	FAN MOTOR (# of speeds)	3	3	3
	ELECTROSTATIC FILTER	NA	NA	NA
	ZEOLITE FILTER	NA	NA	NA
	CHARCOAL / ACTIVE CARBON FILTER	NA	NA	NA
	VITAMIN C FILTER	NA	NA	NA
	DUST FILTER	YES	YES	YES
FILTERS	AIR DIRECTION	2 Way	2 Way	2 Way
	CONTROL TYPE	Non LCD Remote	Non LCD Remote	Non LCD Remote
	TEMPERATURE DISPLAY -on Panel	YES	YES	YES
	AUTO-OFF TIMER	YES	YES	YES
	AUTO-ON TIMER	YES	YES	YES
FEATURES	SLEEP MODE	YES	YES	YES
	DRY MODE	YES	YES	YES
	TURBO MODE	YES	YES	YES
	AUTO FAN SPEED	YES	YES	YES
	ENERGY SAVER MODE	YES	YES	YES
	EXHAUST COMMAND	NA	NA	NA
	SMART TIME GUARD	NA	NA	NA
	AUTO SWING	YES	YES	YES
	AUTO RESTART	YES	YES	YES
	HIGH AMBIENT WORKING (at 230V rated)	50°C	50°C	50°C
	REFRIGERANT	R32	R32	R32
ANTI CORROSION COATING (BLUE)	Evap- Hair pin in side	Evap- Hair pin in side	Evap- Hair pin in side	

3 Star WRAC Fixed Speed Range - 2026

	PARAMETER (UNIT)	ESTRELLA Gx	ESTRELLA Gx	ESTRELLA Gx (P)
GENERAL	MODEL NO.	CAW12EC3R36FO	CAW19EC3R36FO	CAW18EC3R36FO
	TONNAGE CATEGORY T	1.0	1.5	1.5
	LABEL PERIOD	"1st Jan,2026 - 31st Dec,2029"	"1st Jan,2026 - 31st Dec,2029"	"1st Jan,2026 - 31st Dec,2029"
	BEE STAR RATING***	3 Star	3 Star	3 Star
	RATED CAPACITY* (Watt)	3400	5100	4900
	NOMINAL POWER INPUT* (Watt)	1000	1502	1462
	ANNUAL POWER CONSUMPTION (kWh)	774.11	1162.71	1131.74
	ISEER VALUE (W/W)	3.40	3.40	3.35
	RATED POWER SUPPLY (Volts/Ph/Hz)	230 - 1 - 50	230 - 1 - 50	230 - 1 - 50
	NET WEIGHT (Kg)	46	47	51.1
	OVERALL HEIGHT (mm)	430	430	430
	OVERALL WIDTH (mm)	660	660	660
	OVERALL DEPTH (mm)	660	660	660
	AIR FLOW RATE (CFM)	450	450	480
	NOISE LEVEL (H/M/L) (dB) (A)	H-54/ L- 52	H-54/ L- 52	56/54/52
OVERALL SIZE	FAN MOTOR (# of speeds)	3	3	3
	ELECTROSTATIC FILTER	NA	NA	NA
	ZEOLITE FILTER	NA	NA	NA
	CHARCOAL / ACTIVE CARBON FILTER	NA	NA	NA
	VITAMIN C FILTER	NA	NA	NA
	DUST FILTER	YES	YES	YES
FILTERS	AIR DIRECTION	2 Way	2 Way	2 Way
	CONTROL TYPE	Non LCD Remote	Non LCD Remote	Non LCD Remote
	TEMPERATURE DISPLAY -on Panel	YES	YES	YES
	AUTO-OFF TIMER	YES	YES	YES
	AUTO-ON TIMER	YES	YES	YES
FEATURES	SLEEP MODE	YES	YES	YES
	DRY MODE	YES	YES	YES
	TURBO MODE	YES	YES	YES
	AUTO FAN SPEED	YES	YES	YES
	ENERGY SAVER MODE	YES	YES	YES
	EXHAUST COMMAND	NA	NA	NA
	SMART TIME GUARD	NA	NA	NA
	AUTO SWING	YES	YES	YES
	AUTO RESTART	YES	YES	YES
	HIGH AMBIENT WORKING (at 230V rated)	50°C	50°C	50°C
	REFRIGERANT	R32	R32	R32
	ANTI CORROSION COATING (BLUE)	Evap- Hair pin in side	Evap- Hair pin in side	Evap- Hair pin in side




# REASONS TO BUY CARRIER ROOM AIR CONDITIONERS




2026 Non-Wi-Fi Inverter models are Wi-Fi ready, and with the addition of a Wi-Fi module (at an additional component cost), these can be converted to Wi-Fi models. For updates, please contact our customer care 1800 103 3333

\*Terms and conditions apply. Product specifications, features, and offers are subject to change without prior notice. For detailed terms and conditions & validity period, please visit [www.carriermideaindia.com](http://www.carriermideaindia.com)





T&C apply. Features and star ratings vary from model to model.

Images shown are for reference only. Actual product may vary.  
For private circulation only. This is not an advertisement.

**Corporate Office:**

**CARRIER MIDEA INDIA PRIVATE LIMITED**

1<sup>st</sup> Floor, Pearl Tower, Plot no. 51, Sector 32, Gurugram, Haryana 122 001

**Factory:**

**CARRIER MIDEA INDIA**

Plot no. A-5, Supa-Parner Industrial Area, Ahmednagar, Maharashtra 414 301



Scan to access  
branch addresses



Scan to access  
CMI WhatsApp bot

**CARRIER CARE - 1800 103 3333 / [carriercare@carriermidea.com](mailto:carriercare@carriermidea.com)**

[www.facebook.com/CarrierMideaAc](https://www.facebook.com/CarrierMideaAc) [www.instagram.com/carriermideaindia](https://www.instagram.com/carriermideaindia) [www.twitter.com/CarrierMideaInd](https://www.twitter.com/CarrierMideaInd) [www.cmiestore.com](https://www.cmiestore.com)

Disclaimer: As a continuing policy of product innovation at Carrier, the design and specifications are subject to change without prior notice. The visuals of the products in the brochure are representative only. Actual products might differ from the ones shown. 'Products mentioned in this brochure comply with RoHS regulations as per E-waste (Management & Handling) Rules, 2011 and should not be mixed with general household waste at the end of their useful life'. For more details, kindly visit our website: [www.carriermideaindia.com](http://www.carriermideaindia.com)